



Image for illustrative purpose only

## Summary

[Request a quote](#)

[Catalog](#)

Number of contacts Low Voltage	18
Wire Size/AWG	24 - 20
Gender	Reverse Gender
Socket / Receptacle	Socket / Receptacle - Fixed Panel Rear Mounted
Locking system	Push-pull
Jacket cable outside diameter [mm]	2.00 - 16.60 mm
Size	3B
Suggested matching part	<a href="#">FGJ.3B.318.CYMD12</a>
Series	B - Indoor keyed

[https://www.lemo.com/int\\_en/solutions/originals/b-indoor-keyed/eej-3b-318-cyc.html](https://www.lemo.com/int_en/solutions/originals/b-indoor-keyed/eej-3b-318-cyc.html)

LEMO products and services are provided "as is". LEMO makes no warranties or representations with regard to LEMO product & services or use of them, express, implied or statutory, including for accuracy, completeness, or security. The user is fully responsible for his products and applications using LEMO components.

# Technical details

## Electrical Configuration

Number of contacts Low Voltage	18
Contact Termination Low voltage	Crimp
R (max)	4.8 mOhm
Insert configuration value	3B.318 - 18 Low Voltage
Insulator	Y: PEEK for crimp contacts
Rated current	7 A
Vtest (contact-contact)	2.6 kV (DC)
Vtest (contact-shell)	2.3 kV (DC)
Contact retention	30 N
Max. Conductor	0.5 mm <sup>2</sup> (AWG 20)
Min. Conductor	0.25 mm <sup>2</sup> (AWG 24)
Bucket Dia.	1.1 mm (0.043in)
Contact Dia.	0.9 mm (0.035in)
Wire Size/AWG	24 - 20
Gender	Reverse Gender

## Form & Material

Shell style / Model id	EE - Fixed receptacle, nut fixing (back panel mounting)
Socket / Receptacle	Fixed Panel Rear Mounted
Housing material	Brass (chrome plated [SAE AMS 2460]) shell and collet nut, nickel plated [SAE AMS QQ N 290] brass latch sleeve and mid pieces
Locking system	Push-pull
Keying	2 keys (alpha=37.5, plug: female contacts, receptacle: male contacts)
Colour	Grey
Weight	29.74 g

[https://www.lemo.com/int\\_en/solutions/originals/b-indoor-keyed/eej-3b-318-cyc.html](https://www.lemo.com/int_en/solutions/originals/b-indoor-keyed/eej-3b-318-cyc.html)

LEMO products and services are provided "as is". LEMO makes no warranties or representations with regard to LEMO product & services or use of them, express, implied or statutory, including for accuracy, completeness, or security. The user is fully responsible for his products and applications using LEMO components.

## Environment

Technical domain	Audio Video, Energy and Industrial, Medical, Semiconductor, Specialties and Other, Test and Measurement, Transportation, Aerospace and UAV
Environmental sealing (IP rating)	IP50
Endurance	5000 mating cycles
Temperature range	-55°C / +250°C (max. temperature valid for short periods of use.)
Climatical Category	50/175/21
Humidity (max)	<=95% [at 60 deg C /140 F]
Shielding (min)	75 dB (10 MHz)
Shielding (min)	40 dB (1 GHz)
Shock Resistance	100 g [ 6 ms]
Vibration	15 g [10 Hz - 2000 Hz]
Salt Spray Corrosion	>1000 hr

## Cable fixation

Jacket cable outside diameter [mm]	2.00 - 16.60 mm
------------------------------------	-----------------

## Drawings



## Dimensions

	S1	S2	E	P	L	M	N	e	A	B
mm.	16.5	20	6.1	12	30.7	4.5	28.1	M18x1.0	24	25
in.	0.65	0.79	0.24	0.47	1.21	0.18	1.11		0.94	0.98





[https://www.lemo.com/int\\_en/solutions/originals/b-indoor-keyed/eej-3b-318-cyc.html](https://www.lemo.com/int_en/solutions/originals/b-indoor-keyed/eej-3b-318-cyc.html)

LEMO products and services are provided "as is". LEMO makes no warranties or representations with regard to LEMO product & services or use of them, express, implied or statutory, including for accuracy, completeness, or security. The user is fully responsible for his products and applications using LEMO components.

# Recommended By Lemo

Accessories	
Replacement contact	<a href="#">FGG.3B.560.ZZC</a>
Compatible cap	<a href="#">BRE.3S.200.NAS</a>
Tools	
Positionner	<a href="#">DCE.91.093.BVC</a>
Extraction tool	<a href="#">DCC.09.05B.LAG</a>
Crimp tool	<a href="#">DPC.91.701.V</a>
Spanner wrench	<a href="#">Socket for torque wrench DCM.65.200.AZ</a>

## Cables

Cable PartNumber	Material	Colour	Cable image
CMN.18.T30.048QGZE	TPR (medical)	Grey	
218220	PVC	Black	
218240	PVC	Black	
218260	PVC	Black	
236080	PVC	Grey	
318250	PVC	Grey	