



Image for illustrative purpose only

## Summary

[Request a quote](#)

[Catalog](#)

|                                    |  |
|------------------------------------|--|
| Number of contacts Low Voltage     | 7  |
| Wire Size/AWG                      | 26 - 22  |
| Gender                             | Standard                                       |
| Socket / Receptacle                | Socket / Receptacle - Fixed Panel Rear Mounted |
| Locking system                     | Push-pull                                      |
| Jacket cable outside diameter [mm] | 1.00 - 10.60 mm                                |
| Size                               | 1B   |
| Suggested matching part            | <a href="#">FGB.1B.307.CYCD52</a>              |
| Series                             | B - Indoor keyed                               |

[https://www.lemo.com/int\\_en/solutions/originals/b-indoor-keyed/eeb-1b-307-cym.html](https://www.lemo.com/int_en/solutions/originals/b-indoor-keyed/eeb-1b-307-cym.html)

LEMO products and services are provided "as is". LEMO makes no warranties or representations with regard to LEMO product & services or use of them, express, implied or statutory, including for accuracy, completeness, or security. The user is fully responsible for his products and applications using LEMO components.

# Technical details

## Electrical Configuration

|                                 |                               |
|---------------------------------|-------------------------------|
| Number of contacts Low Voltage  | 7                             |
| Contact Termination Low voltage | Crimp                         |
| R (max)                         | 6.1 mOhm                      |
| Insert configuration value      | 1B.307 - 7 Low Voltage        |
| Insulator                       | Y: PEEK for crimp contacts    |
| Rated current                   | 7 A                           |
| Vtest (contact-contact)         | 2 kV (DC)                     |
| Vtest (contact-shell)           | 2 kV (DC)                     |
| Contact retention               | 22 N                          |
| Max. Conductor                  | 0.34 mm <sup>2</sup> (AWG 22) |
| Min. Conductor                  | 0.14 mm <sup>2</sup> (AWG 26) |
| Bucket Dia.                     | 0.8 mm (0.031in)              |
| Contact Dia.                    | 0.7 mm (0.028in)              |
| Wire Size/AWG                   | 26 - 22                       |
| Gender                          | Standard                      |

## Form & Material

|                        |   |
|------------------------|---|
| Shell style / Model id | EE - Fixed receptacle, nut fixing (back panel mounting)   |
| Socket / Receptacle    | Fixed Panel Rear Mounted  |
| Housing material       | Brass (chrome plated [SAE AMS 2460]) shell and collet nut, nickel plated [SAE AMS QQ N 290] brass latch sleeve and mid pieces |
| Locking system         | Push-pull   |
| Keying                 | B: 2 keys (alpha=60, plug: male contacts, receptacle: female contacts)  |
| Colour                 | Grey  |
| Weight                 | 11.88 g   |

[https://www.lemo.com/int\\_en/solutions/originals/b-indoor-keyed/eeb-1b-307-cym.html](https://www.lemo.com/int_en/solutions/originals/b-indoor-keyed/eeb-1b-307-cym.html)

LEMO products and services are provided "as is". LEMO makes no warranties or representations with regard to LEMO product & services or use of them, express, implied or statutory, including for accuracy, completeness, or security. The user is fully responsible for his products and applications using LEMO components.

## Environment

|                                   |  |
|-----------------------------------|--|
| Technical domain                  | Audio Video, Energy and Industrial, Medical, Semiconductor, Specialties and Other, Test and Measurement, Transportation, Aerospace and UAV |
| Environmental sealing (IP rating) | IP50   |
| Endurance                         | 5000 mating cycles   |
| Temperature range                 | -55°C / +250°C (max. temperature valid for short periods of use.)  |
| Climatical Category               | 50/175/21  |
| Humidity (max)                    | <=95% [at 60 deg C /140 F]   |
| Shielding (min)                   | 75 dB (10 MHz)   |
| Shielding (min)                   | 40 dB (1 GHz)  |
| Shock Resistance                  | 100 g [ 6 ms]  |
| Vibration                         | 15 g [10 Hz - 2000 Hz]   |
| Salt Spray Corrosion              | >1000 hr   |

## Cable fixation

|                                    |                 |
|------------------------------------|-----------------|
| Jacket cable outside diameter [mm] | 1.00 - 10.60 mm |
|------------------------------------|-----------------|

## Drawings



## Dimensions

|     | A    | e       | E    | L    | M    | N    | P    | S1   | S2   | B    |
|-----|------|---------|------|------|------|------|------|------|------|------|
| mm. | 16   | M12x1.0 | 6.5  | 23   | 3.5  | 21.1 | 11   | 10.5 | 13   | 16   |
| in. | 0.63 |         | 0.26 | 0.91 | 0.14 | 0.83 | 0.43 | 0.41 | 0.51 | 0.63 |

[https://www.lemo.com/int\\_en/solutions/originals/b-indoor-keyed/eeb-1b-307-cym.html](https://www.lemo.com/int_en/solutions/originals/b-indoor-keyed/eeb-1b-307-cym.html)










LEMO products and services are provided "as is". LEMO makes no warranties or representations with regard to LEMO product & services or use of them, express, implied or statutory, including for accuracy, completeness, or security. The user is fully responsible for his products and applications using LEMO components.

# Recommended By Lemo

## Accessories

|                     |   |
|---------------------|---|
| Replacement contact | <a href="#">EGG.1B.655.ZZM</a>  |
| Compatible cap      | <a href="#">BRE.1S.200.NAS</a>  |
| <b>Tools</b>        |   |
| Spanner 2           | <a href="#">DCM.65.141.AZ4</a>  |
| Positionner         | <a href="#">DCE.91.071.BVM</a>  |
| Extraction tool     | <a href="#">DCC.07.04B.LAG</a>  |
| Crimp tool          | <a href="#">DPC.91.701.V</a>  |
| Spanner wrench      | <a href="#">Socket for torque wrench DCM.65.130.AZ and DCM.1S.M12.4</a> |

## Cables

| Cable PartNumber   | Material      | Colour | Cable image   |
|--------------------|---------------|--------|---|
| CMN.07.T26.037QGZE | TPR (medical) | Grey   |   |
| CMN.07.T28.044PGZE |               | grey   |  |
| CMN.07.T28.044PNZE |               |        |  |
| 270250             | PVC           | Grey   |  |
| 70140              | PVC           | Grey   |  |
| 7041               | PVC           | Grey   |  |
| 7050               | PVC           | Black  |  |
| 717920             | PVC           | Grey   |  |
| CTR.75.030.121875G | PVC           | Grey   |  |

[https://www.lemo.com/int\\_en/solutions/originals/b-indoor-keyed/eeb-1b-307-cym.html](https://www.lemo.com/int_en/solutions/originals/b-indoor-keyed/eeb-1b-307-cym.html)

LEMO products and services are provided "as is". LEMO makes no warranties or representations with regard to LEMO product & services or use of them, express, implied or statutory, including for accuracy, completeness, or security. The user is fully responsible for his products and applications using LEMO components.