



Image for illustrative purpose only

Summary

[Request a quote](#)

[Catalog](#)

Nb of contacts Coax	1
Socket / Receptacle	Socket / Receptacle - Fixed Panel Front Mounted
Locking system	Push-pull
Size	00
Series	00 - NIM-CAMAC

https://www.lemo.com/int_en/solutions/specialties/00-nim-camac/pss-00-250-ntme31.html

LEMO products and services are provided "as is". LEMO makes no warranties or representations with regard to LEMO product & services or use of them, express, implied or statutory, including for accuracy, completeness, or security. The user is fully responsible for his products and applications using LEMO components.

Technical details

Electrical Configuration

Nb of contacts Coax	1
Contact Termination Coax	Crimp
R (max)	6.1 mOhm
Insert configuration value	0.25 - 1 Coax (50 Ohm)
Insulator	T: PTFE
Rated current	4 A
Impedance	50 Ohm
OHM	50
VSWR	$1.09 + 0.11 * f/\text{GHz}$
Vtest	2100 V (AC), 3000 V (DC)
Contact Type	Coaxial 50 Ohm (Crimp)
Test voltage	2.1 kV (rms)
Cable type	Storm 421-099
Bucket Dia.	0.6 mm (0.024in)
Contact Dia.	0.7 mm (0.028in)

Form & Material

Shell style / Model id	PSS.00 - Fixed socket, nut fixing, for cable crimping
Socket / Receptacle	Fixed Panel Front Mounted
Housing material	Brass (nickel plated [SAE AMS QQ N 290]) shell, collet nut, latch sleeve and mid pieces
Locking system	Push-pull
Keying	Circular, female
Colour	Grey
Weight	2.59 g

https://www.lemo.com/int_en/solutions/specialties/00-nim-camac/pss-00-250-ntme31.html

LEMO products and services are provided "as is". LEMO makes no warranties or representations with regard to LEMO product & services or use of them, express, implied or statutory, including for accuracy, completeness, or security. The user is fully responsible for his products and applications using LEMO components.

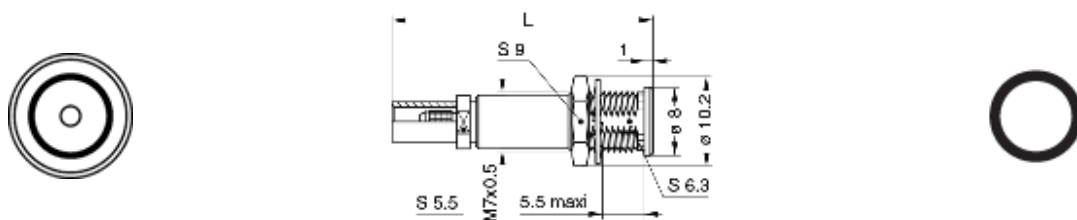
Environment

Environmental sealing (IP rating)	IP50
Endurance	5000 mating cycles
Temperature range	-55°C / +260°C
F ret (min)	100 N
Salt Spray Corrosion	>144 hr

Cable fixation

Cable termination protection	Standard back nut (no additional protection)
Fixation type	Crimp

Drawings



Dimensions

	L	M	E	A	e	S3	S2	S1	e
mm.	30	1	5.5	10.2	M7x0.5	9	5.5	6.3	8
in.	1.18	0.04	0.22	0.4		0.35	0.22	0.25	0.31

Recommended By Lemo

Accessories

Compatible cap [BRA.00.200.PCSG](#)

Tools

Die Tool [DPN.99.123.8K](#)






Crimp tool [DPE.99.123.8K](#)

Spanner wrench [DCP.99.055.TC](#)

https://www.lemo.com/int_en/solutions/specialties/00-nim-camac/pss-00-250-ntme31.html

LEMO products and services are provided "as is". LEMO makes no warranties or representations with regard to LEMO product & services or use of them, express, implied or statutory, including for accuracy, completeness, or security. The user is fully responsible for his products and applications using LEMO components.

Cables

Cable PartNumber	Material	Colour	Cable image
17420	PVC	Black	
17450	COPOLYMER	Black	
178190	PTFE	Brown	
18700	PTFE	White	
18800	PTFE	White	
196270	PTFE	White	
31600	PTFE	Brown	
CCX.50.030.083.180B		white	
CCX.50.RG0.58AU14B	FEP	white	
CCX.50.RG1.74-U25N	PVC	Black	
CCX.50.RG1.74AU28N	PVC	Black	
CCX.50.RG1.74AU28N	PVC	Black	
CCX.50.RG1.74U25N	PVC	Black	
CCX.50.RG1.78BU18M	FEP	Brown	
CCX.50.RG1.78BU18M	PTFE	Brown	
CCX.50.RG1.88AU24B	TFE	white	
CCX.50.RG1.88AU26B	PFA	White	
CCX.50.RG1.88AU26B	PTFE	White	
CCX.50.RG1.96AU19B	PTFE	White	
CCX.50.RG1.96AU20B	PFA	White	
CCX.50.RG3.16BU26M	FEP	Brown	
CCX.50.RG3.16U28M	PTFE	Brown	
CCX.75.RG1.79BU26M	FEP	Brown	
CCX.75.RG1.87AU26B	PFA	White	
CCX.75.RG1.87AU27B	PTFE	White	

https://www.lemo.com/int_en/solutions/specialties/00-nim-camac/pss-00-250-ntme31.html

LEMO products and services are provided "as is". LEMO makes no warranties or representations with regard to LEMO product & services or use of them, express, implied or statutory, including for accuracy, completeness, or security. The user is fully responsible for his products and applications using LEMO components.