

## SUMMARY

### # Wires

Low	19
High	0
Coax	0
Triax	0
Quad	0
Fiber	0
Fluidic	0



*Image is for illustrative purpose only*

### Download

[Request a quote](#)

[Catalog](#)

Series	2F
Termination type	Female crimp
IP rating	67
Cable Ø	5.30 - 14.00 mm
Status	active
Alternative part	
Matching parts	<a href="#">FGN.2F.319.CLC</a>

## TECHNICAL DETAILS

### Mechanics

Shell Style/Model	PH*: Straight receptacle
Keying	3 keys (beta=165, gamma=30, plug: male contacts, receptacle: female contacts)
Housing Material	Brass (chrome plated) shell and nut, other pieces brass
Variant	
Weight	12.97 g

### Performance

Configuration	2F.319 : 19 Low Voltage
Insulator	L: PEEK (UL 94 / V-0/3.2, depends on material thickness)
Rated Current	5 Amps

### Specifications

Contact Type: Crimp
Contact Retention: 22 N
Contact Dia.: 0.7 mm (0.028in)
Bucket Dia.: 0.8 mm (0.031in)

*LEMO products and services are provided "as is". LEMO makes no warranties or representations with regard to LEMO product & services or use of them, express, implied or statutory, including for accuracy, completeness, or security. The user is fully responsible for his products and applications using LEMO components.*

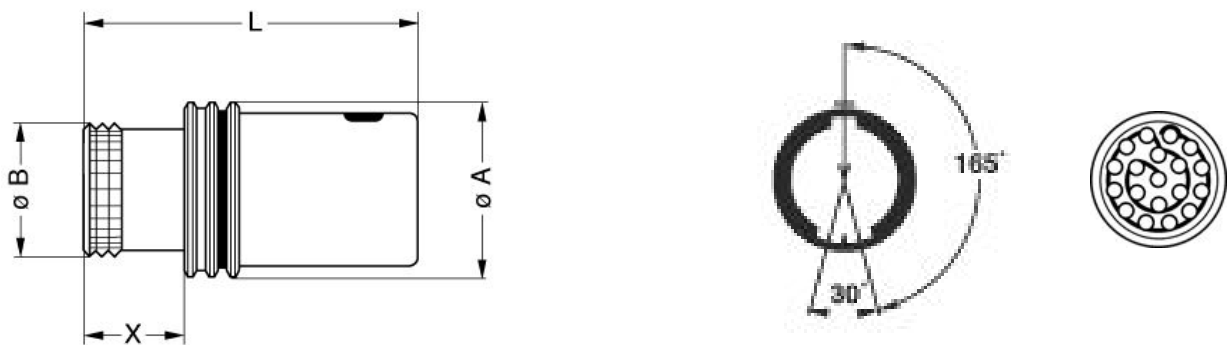
Min. Conductor: 0.14 mm<sup>2</sup> (AWG 26)  
 Max. Conductor: 0.34 mm<sup>2</sup> (AWG 22)  
 R (max): 6.1 mOhm  
 Vtest (contact-shell): 1650 V (AC), 2350 V (DC)  
 Vtest (contact-contact): 1550 V (AC), 2200 V (DC)

## Others

Endurance (Shell): 5000 mating cycles  
 Temp (min / max): -55°C / +200°C  
 Humidity (max): ≤95% [at 60 deg C / 140 F]  
 Vibration: 15 g [10 Hz - 2000 Hz]  
 Shock Resistance: 100 g [ 6 ms]  
 Climatical Category: 50/175/21 (Aluminium shell)  
 Salt Spray Corrosion: >1000 hr  
 IP Rating: 67

## DRAWINGS

### Draws



### Dimensions

	A	B	L	X
mm.	17	14	26.7	8
in.	0,67	0,55	1,05	0,31

## RECOMMENDED BY LEMO

LEMO products and services are provided "as is". LEMO makes no warranties or representations with regard to LEMO product & services or use of them, express, implied or statutory, including for accuracy, completeness, or security. The user is fully responsible for his products and applications using LEMO components.

## Tools

Crimp Tool: DPC.91.701.V



Crimp settings: AWG/Selector = 22-24-26/6-5-5

Positionner: DCE.91.070.BVM

Extractor: DCF.93.070.4LT

Replacement contact: EGG.0B.655.ZZM

## Cables

CMN.19.T22.079QGZE	TPR (medical)	Grey	
CMN.19.T22.080PGCE	PVC	GREY	
CMN.19.T22.080PGZE		Grey	
CMN.19.T22.080PNCE	PVC	Black	
CMN.19.T22.080PNZE			

*LEMO products and services are provided "as is". LEMO makes no warranties or representations with regard to LEMO product & services or use of them, express, implied or statutory, including for accuracy, completeness, or security. The user is fully responsible for his products and applications using LEMO components.*