

Image for illustrative purpose only

Summary

[Request a quote](#)

[Catalog](#)

Number of contacts Low Voltage	10
Wire Size/AWG	24 - 20
Gender	Standard
Socket / Receptacle	Socket / Receptacle - Free
Locking system	Push-pull
Jacket cable outside diameter [mm]	5.30 - 6.20 mm
Size	2B
Suggested matching part	FGG.2B.310.CYCD62
Series	B - Indoor keyed

https://www.lemo.com/int_en/solutions/originals/b-indoor-keyed/phg-2b-310-cydm62.html

LEMO products and services are provided "as is". LEMO makes no warranties or representations with regard to LEMO product & services or use of them, express, implied or statutory, including for accuracy, completeness, or security. The user is fully responsible for his products and applications using LEMO components.

Technical details

Electrical Configuration

Contact Termination Low voltage	Crimp
R (max)	4.8 mOhm
Insert configuration value	2B.310 - 10 Low Voltage
Insulator	Y: PEEK for crimp contacts
Rated current	8 A
Vtest (contact-contact)	1800 V (AC), 2550 V (DC)
Vtest (contact-shell)	2100 V (AC), 2970 V (DC)
Contact retention	30 N
Contact Type	Crimp
Max. Conductor	0.5 mm ² (AWG 20)
Min. Conductor	0.25 mm ² (AWG 24)
Bucket Dia.	1.1 mm (0.043in)
Contact Dia.	0.9 mm (0.035in)
Number of contacts Low Voltage	10
Wire Size/AWG	24 - 20
Gender	Standard

Form & Material

Shell style / Model id	PH - Free receptacle, cable collet
Socket / Receptacle	Free
Housing material	Brass (chrome plated [SAE AMS 2460]) shell and collet nut, nickel plated [SAE AMS QQ N 290] brass latch sleeve and mid pieces
Locking system	Push-pull
Keying	G: 1 key (alpha=0, plug: male contacts, receptacle: female contacts)
Colour	Grey
Weight	41.08 g

https://www.lemo.com/int_en/solutions/originals/b-indoor-keyed/phg-2b-310-cymd62.html

LEMO products and services are provided "as is". LEMO makes no warranties or representations with regard to LEMO product & services or use of them, express, implied or statutory, including for accuracy, completeness, or security. The user is fully responsible for his products and applications using LEMO components.

Environment

Technical domain	Audio Video, Energy and Industrial, Medical, Semiconductor, Specialties and Other, Test and Measurement, Transportation, Aerospace and UAV
Environmental sealing (IP rating)	IP50
Endurance	5000 mating cycles
Temperature range	-55°C / +250°C
Climatical Category	50/175/21
Humidity (max)	<=95% [at 60 deg C /140 F]
Shielding (min)	75 dB (10 MHz)
Shielding (min)	40 dB (1 GHz)
Shock Resistance	100 g [6 ms]
Vibration	15 g [10 Hz - 2000 Hz]
Salt Spray Corrosion	>1000 hr

Cable fixation

Cable termination protection	Standard back nut (no additional protection)
Fixation type	Cable collet
Jacket cable outside diameter [mm]	5.30 - 6.20 mm

Recommended By Lemo

Accessories

Replacement contact	EGG.2B.660.ZZM
Compatible cap	BRF.2S.200.NAS





Tools

Spanner	DCP.91.023.TN
Positionner	DCE.91.092.BVM
Extraction tool	DCC.09.05B.LAG
Crimp tool	DPC.91.701.V
Spanner wrench	DCD.2B.ZZZ.PA120

https://www.lemo.com/int_en/solutions/originals/b-indoor-keyed/phg-2b-310-cymd62.html

LEMO products and services are provided "as is". LEMO makes no warranties or representations with regard to LEMO product & services or use of them, express, implied or statutory, including for accuracy, completeness, or security. The user is fully responsible for his products and applications using LEMO components.

Cables

Cable PartNumber	Material	Colour	Cable image
CMN.10.T28.053QGZE	TPR (medical)	Grey	
110240	PTFE	White	
110280	PVC	Black	
210140	PVC	Grey	

https://www.lemo.com/int_en/solutions/originals/b-indoor-keyed/phg-2b-310-cymd62.html

LEMO products and services are provided "as is". LEMO makes no warranties or representations with regard to LEMO product & services or use of them, express, implied or statutory, including for accuracy, completeness, or security. The user is fully responsible for his products and applications using LEMO components.