



Image for illustrative purpose only

Summary

[Request a quote](#)

[Catalog](#)

Number of contacts Low Voltage	5
Wire Size/AWG	30 - 22
Gender	Standard
Socket / Receptacle	Socket / Receptacle - Free
Locking system	Push-pull
Jacket cable outside diameter [mm]	2.30 - 3.20 mm
Size	0B
Suggested matching part	FGB.0B.305.CLAD32Z
Series	B - Indoor keyed

https://www.lemo.com/int_en/solutions/originals/b-indoor-keyed/phb-0b-305-clld32z.html

LEMO products and services are provided "as is". LEMO makes no warranties or representations with regard to LEMO product & services or use of them, express, implied or statutory, including for accuracy, completeness, or security. The user is fully responsible for his products and applications using LEMO components.

Technical details

Electrical Configuration

Number of contacts Low Voltage	5
Contact Termination Low voltage	Solder
R (max)	6.1 mOhm
Insert configuration value	0B.305 - 5 Low Voltage
Insulator	L: PEEK (UL 94 / V-0/1.5)
Rated current	6.5 A
Vtest (contact-contact)	1.4 kV (DC)
Vtest (contact-shell)	1 kV (DC)
Max. Solid Conductor	0.34 mm ² (AWG 22)
Max. Stranded Conductor	0.34 mm ² (AWG 22)
Bucket Dia.	0.8 mm (0.031in)
Contact Dia.	0.7 mm (0.028in)
Wire Size/AWG	30 - 22
Gender	Standard

Form & Material

Shell style / Model id	PH - Free receptacle, cable collet and nut for fitting a bend relief
Socket / Receptacle	Free
Housing material	Brass (chrome plated [SAE AMS 2460]) shell and collet nut, nickel plated [SAE AMS QQ N 290] brass latch sleeve and mid pieces
Locking system	Push-pull
Keying	B: 2 keys (alpha=60, plug: male contacts, receptacle: female contacts)
Colour	Grey
Variant	Nut for fitting a bend relief

https://www.lemo.com/int_en/solutions/originals/b-indoor-keyed/phb-0b-305-clld32z.html

LEMO products and services are provided "as is". LEMO makes no warranties or representations with regard to LEMO product & services or use of them, express, implied or statutory, including for accuracy, completeness, or security. The user is fully responsible for his products and applications using LEMO components.

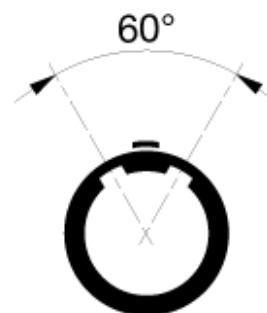
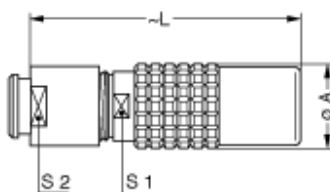
Environment

Technical domain	Audio Video, Energy and Industrial, Medical, Semiconductor, Specialties and Other, Test and Measurement, Transportation, Aerospace and UAV
Environmental sealing (IP rating)	IP50
Endurance	5000 mating cycles
Temperature range	-55°C / +250°C (max. temperature valid for short periods of use.)
Climatical Category	50/175/21
Humidity (max)	<=95% [at 60 deg C /140 F]
Shielding (min)	75 dB (10 MHz)
Shielding (min)	40 dB (1 GHz)
Shock Resistance	100 g [6 ms]
Vibration	15 g [10 Hz - 2000 Hz]
Salt Spray Corrosion	>1000 hr

Cable fixation

Cable termination protection	For cable bend relief
Fixation type	Cable collet
Jacket cable outside diameter [mm]	2.30 - 3.20 mm

Drawings



Dimensions

	A	L	S2	S1
mm.	9.5	34.5	7	8
in.	0.37	1.36	0.28	0.31




https://www.lemo.com/int_en/solutions/originals/b-indoor-keyed/phb-0b-305-clld32z.html

LEMO products and services are provided "as is". LEMO makes no warranties or representations with regard to LEMO product & services or use of them, express, implied or statutory, including for accuracy, completeness, or security. The user is fully responsible for his products and applications using LEMO components.

Recommended By Lemo

Accessories	
Compatible cap	BRF.05.200.NAS

Cables

Cable PartNumber	Material	Colour	Cable image
CMN.05.T28.029PGCE	PVC	GREY	
CMN.05.T28.029PGZE		grey	
CMN.05.T28.029PNCE	PVC	Black	
CMN.05.T28.029PNZE			
5050	PVC	Black	