



*Image for illustrative purpose only*

## Summary

[Request a quote](#)

[Catalog](#)

Number of contacts Low Voltage	24
Wire Size/AWG	30 - 22
Gender	Reverse Gender
Socket / Receptacle	Socket / Receptacle - Fixed Panel Rear Mounted
Locking system	Push-pull
Jacket cable outside diameter [mm]	7.80 - 9.20 mm
Size	3B
Series	B - Indoor keyed

[https://www.lemo.com/int\\_en/solutions/originals/b-indoor-keyed/pfj-3b-324-clad92.html](https://www.lemo.com/int_en/solutions/originals/b-indoor-keyed/pfj-3b-324-clad92.html)

LEMO products and services are provided "as is". LEMO makes no warranties or representations with regard to LEMO product & services or use of them, express, implied or statutory, including for accuracy, completeness, or security. The user is fully responsible for his products and applications using LEMO components.

# Technical details

## Electrical Configuration

Number of contacts Low Voltage	24
Contact Termination Low voltage	Solder
R (max)	6.1 mOhm
Insert configuration value	3B.324 - 24 Low Voltage
Insulator	L: PEEK (UL 94 / V-0/1.5)
Rated current	4 A
Vtest (contact-contact)	1.4 kV (DC)
Vtest (contact-shell)	1.1 kV (DC)
Max. Conductor	0.34 mm <sup>2</sup> (AWG 22)
Max. Stranded Conductor	0.34 mm <sup>2</sup> (AWG 22)
Bucket Dia.	0.8 mm (0.031in)
Contact Dia.	0.7 mm (0.028in)
Wire Size/AWG	30 - 22
Gender	Reverse Gender

## Form & Material

Shell style / Model id	PF - Fixed receptacle, with two nuts, cable collet (back panel mounting)
Socket / Receptacle	Fixed Panel Rear Mounted
Housing material	Brass (chrome plated [SAE AMS 2460]) shell and collet nut, nickel plated [SAE AMS QQ N 290] brass latch sleeve and mid pieces
Locking system	Push-pull
Keying	2 keys (alpha=37.5, plug: female contacts, receptacle: male contacts)
Colour	Grey
Weight	56.07 g

[https://www.lemo.com/int\\_en/solutions/originals/b-indoor-keyed/pfj-3b-324-clad92.html](https://www.lemo.com/int_en/solutions/originals/b-indoor-keyed/pfj-3b-324-clad92.html)

LEMO products and services are provided "as is". LEMO makes no warranties or representations with regard to LEMO product & services or use of them, express, implied or statutory, including for accuracy, completeness, or security. The user is fully responsible for his products and applications using LEMO components.

## Environment

Technical domain	Audio Video, Energy and Industrial, Medical, Semiconductor, Specialties and Other, Test and Measurement, Transportation, Aerospace and UAV
Environmental sealing (IP rating)	IP50
Endurance	5000 mating cycles
Temperature range	-55°C / +250°C (max. temperature valid for short periods of use.)
Climatical Category	50/175/21
Humidity (max)	<=95% [at 60 deg C /140 F]
Shielding (min)	75 dB (10 MHz)
Shielding (min)	40 dB (1 GHz)
Shock Resistance	100 g [ 6 ms]
Vibration	15 g [10 Hz - 2000 Hz]
Salt Spray Corrosion	>1000 hr

## Cable fixation

Cable termination protection	Standard back nut (no additional protection)
Fixation type	Cable collet
Jacket cable outside diameter [mm]	7.80 - 9.20 mm

# Recommended By Lemo






## Accessories

Compatible cap	<a href="#">BRA.3B.200.PCSG</a>
----------------	---------------------------------

[https://www.lemo.com/int\\_en/solutions/originals/b-indoor-keyed/pfj-3b-324-clad92.html](https://www.lemo.com/int_en/solutions/originals/b-indoor-keyed/pfj-3b-324-clad92.html)

LEMO products and services are provided "as is". LEMO makes no warranties or representations with regard to LEMO product & services or use of them, express, implied or statutory, including for accuracy, completeness, or security. The user is fully responsible for his products and applications using LEMO components.

# Cables

Cable PartNumber	Material	Colour	Cable image
CMN.24.T22.082PGCE	PVC	GREY	
CMN.24.T22.082PGZE		grey	
CMN.24.T22.082PNCE	PVC	Black	
CMN.24.T22.082PNZE			
224260	PVC	Black	

[https://www.lemo.com/int\\_en/solutions/originals/b-indoor-keyed/pfj-3b-324-clad92.html](https://www.lemo.com/int_en/solutions/originals/b-indoor-keyed/pfj-3b-324-clad92.html)

LEMO products and services are provided “as is”. LEMO makes no warranties or representations with regard to LEMO product & services or use of them, express, implied or statutory, including for accuracy, completeness, or security. The user is fully responsible for his products and applications using LEMO components.