



*Image for illustrative purpose only*

## Summary

[Request a quote](#)

[Catalog](#)

|                                    |  |
|------------------------------------|--|
| Number of contacts Low Voltage     | 16   |
| Wire Size/AWG                      | 30 - 22  |
| Gender                             | Standard                                       |
| Socket / Receptacle                | Socket / Receptacle - Fixed Panel Rear Mounted |
| Locking system                     | Push-pull                                      |
| Jacket cable outside diameter [mm] | 7.80 - 9.20 mm                                 |
| Size                               | 3B   |
| Suggested matching part            | <a href="#">FGG.3B.316.CLAD92</a>              |
| Series                             | B - Indoor keyed                               |

[https://www.lemo.com/int\\_en/solutions/originals/b-indoor-keyed/pfg-3b-316-clld92.html](https://www.lemo.com/int_en/solutions/originals/b-indoor-keyed/pfg-3b-316-clld92.html)

LEMO products and services are provided "as is". LEMO makes no warranties or representations with regard to LEMO product & services or use of them, express, implied or statutory, including for accuracy, completeness, or security. The user is fully responsible for his products and applications using LEMO components.

# Technical details

## Electrical Configuration

|                                 |                               |
|---------------------------------|-------------------------------|
| Number of contacts Low Voltage  | 16                            |
| Contact Termination Low voltage | Solder                        |
| R (max)                         | 4.8 mOhm                      |
| Insert configuration value      | 3B.316 - 16 Low Voltage       |
| Insulator                       | L: PEEK (UL 94 / V-0/1.5)     |
| Rated current                   | 8 A                           |
| Vtest (contact-contact)         | 1.7 kV (DC)                   |
| Vtest (contact-shell)           | 1.2 kV (DC)                   |
| Max. Solid Conductor            | 0.34 mm <sup>2</sup> (AWG 22) |
| Max. Stranded Conductor         | 0.34 mm <sup>2</sup> (AWG 22) |
| Bucket Dia.                     | 0.8 mm (0.031in)              |
| Contact Dia.                    | 0.9 mm (0.035in)              |
| Wire Size/AWG                   | 30 - 22                       |
| Gender                          | Standard                      |

## Form & Material

|                        |   |
|------------------------|---|
| Shell style / Model id | PF - Fixed receptacle, with two nuts, cable collet (back panel mounting)  |
| Socket / Receptacle    | Fixed Panel Rear Mounted  |
| Housing material       | Brass (chrome plated [SAE AMS 2460]) shell and collet nut, nickel plated [SAE AMS QQ N 290] brass latch sleeve and mid pieces |
| Locking system         | Push-pull   |
| Keying                 | G: 1 key (alpha=0, plug: male contacts, receptacle: female contacts)  |
| Colour                 | Grey  |
| Weight                 | 57.39 g   |

[https://www.lemo.com/int\\_en/solutions/originals/b-indoor-keyed/pfg-3b-316-clld92.html](https://www.lemo.com/int_en/solutions/originals/b-indoor-keyed/pfg-3b-316-clld92.html)

LEMO products and services are provided "as is". LEMO makes no warranties or representations with regard to LEMO product & services or use of them, express, implied or statutory, including for accuracy, completeness, or security. The user is fully responsible for his products and applications using LEMO components.

## Environment

|                                   |  |
|-----------------------------------|--|
| Technical domain                  | Audio Video, Energy and Industrial, Medical, Semiconductor, Specialties and Other, Test and Measurement, Transportation, Aerospace and UAV |
| Environmental sealing (IP rating) | IP50   |
| Endurance                         | 5000 mating cycles   |
| Temperature range                 | -55°C / +250°C (max. temperature valid for short periods of use.)  |
| Climatical Category               | 50/175/21  |
| Humidity (max)                    | <=95% [at 60 deg C /140 F]   |
| Shielding (min)                   | 75 dB (10 MHz)   |
| Shielding (min)                   | 40 dB (1 GHz)  |
| Shock Resistance                  | 100 g [ 6 ms]  |
| Vibration                         | 15 g [10 Hz - 2000 Hz]   |
| Salt Spray Corrosion              | >1000 hr   |

## Cable fixation




|                                    |  |
|------------------------------------|--|
| Cable termination protection       | Standard back nut (no additional protection) |
| Fixation type                      | Cable collet                                 |
| Jacket cable outside diameter [mm] | 7.80 - 9.20 mm                               |

# Recommended By Lemo

## Accessories

|                |                                 |
|----------------|---------------------------------|
| Compatible cap | <a href="#">BRA.3B.200.PCSG</a> |
|----------------|---------------------------------|

# Cables

| Cable PartNumber | Material | Colour | Cable image  |
|------------------|----------|--------|--|
| 216220           | PVC      | Black  |  |
| 216240           | PVC      | Black  |  |
| 316250           | PVC      | Grey   |  |

[https://www.lemo.com/int\\_en/solutions/originals/b-indoor-keyed/pfg-3b-316-clld92.html](https://www.lemo.com/int_en/solutions/originals/b-indoor-keyed/pfg-3b-316-clld92.html)

LEMO products and services are provided "as is". LEMO makes no warranties or representations with regard to LEMO product & services or use of them, express, implied or statutory, including for accuracy, completeness, or security. The user is fully responsible for his products and applications using LEMO components.