



Image for illustrative purpose only

Summary

[Request a quote](#)

[Catalog](#)

Number of contacts Low Voltage	20
Wire Size/AWG	24 - 16
Gender	Standard
Socket / Receptacle	Socket / Receptacle - Fixed Panel Front Mounted
Locking system	Push-pull
Size	5N
Suggested matching part	FZY.5N.320.TLAY11
Series	N - Nuclear Stainless Steel

https://www.lemo.com/int_en/solutions/supreme/n-nuclear-stainless-steel/hsy-5n-320-tllpv.html

LEMO products and services are provided "as is". LEMO makes no warranties or representations with regard to LEMO product & services or use of them, express, implied or statutory, including for accuracy, completeness, or security. The user is fully responsible for his products and applications using LEMO components.

Technical details

Electrical Configuration

Contact Termination Low voltage	Solder
R (max)	3.5 mOhm
Insert configuration value	5N.320 - 20 Low Voltage
Insulator	L: PEEK (UL 94 / V-0/1.5)
Rated current	10 A
Contact Type	Solder
Max. Solid Conductor	1 mm ² (AWG 16)
Max. Stranded Conductor	1 mm ² (AWG 18)
Bucket Dia.	1.4 mm (0.055in)
Contact Dia.	1.6 mm (0.063in)
Number of contacts Low Voltage	20
Wire Size/AWG	24 - 16
Gender	Standard

Form & Material

Shell style / Model id	HSY - Fixed receptacle for remote handling, watertight, nut fixing, with lever
Socket / Receptacle	Fixed Panel Front Mounted
Housing material	Stainless steel shell, collet nut and latch sleeve, nickel plated [SAE AMS QQ N 290] brass mid pieces
Locking system	Push-pull
Keying	Push-Pull latch with additional lever. Female contacts
Colour	Grey
Variant	Watertight / Vacuum-tested unmated (connector to device)
Weight	983.41 g

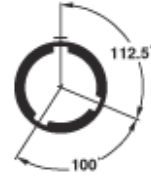
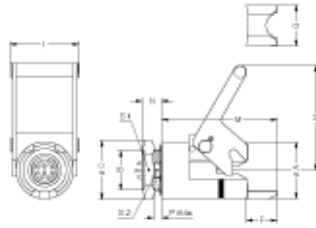
Environment

Technical domain	Energy and Industrial, Specialties and Other
Environmental sealing (IP rating)	Hermetic unmated
R leak (He) (max)	0.0000001 mbar*l/s (if vacuum-tested)

https://www.lemo.com/int_en/solutions/supreme/n-nuclear-stainless-steel/hsy-5n-320-tllpv.html

LEMO products and services are provided "as is". LEMO makes no warranties or representations with regard to LEMO product & services or use of them, express, implied or statutory, including for accuracy, completeness, or security. The user is fully responsible for his products and applications using LEMO components.




Drawings



Dimensions

	A	B	C	F	G	H	I	M	N	P	S2
mm.	55	M45x1.5	54.0	28.0	35	96.4	60.6	94.0	19.5	11.5	42.5
in.	2.17		2.13	1.1	1.38	3.8	2.39	3.7	0.77	0.45	1.67

Cables

Cable PartNumber	Material	Colour	Cable image
420250	PVC	Grey	
420500	PVC	Grey	
520750	PVC	Grey	

https://www.lemo.com/int_en/solutions/supreme/n-nuclear-stainless-steel/hsy-5n-320-tllpv.html

LEMO products and services are provided "as is". LEMO makes no warranties or representations with regard to LEMO product & services or use of them, express, implied or statutory, including for accuracy, completeness, or security. The user is fully responsible for his products and applications using LEMO components.