



Image for illustrative purpose only

Summary

[Request a quote](#)

[Catalog](#)

Number of contacts Low Voltage	26
Wire Size/AWG	30 - 22
Gender	Reverse Gender
Socket / Receptacle	Socket / Receptacle - Fixed Panel Front Mounted
Locking system	Push-pull
Size	3N
Series	N - Nuclear Stainless Steel

https://www.lemo.com/int_en/solutions/supreme/n-nuclear-stainless-steel/hsy-3n-326-tlapvz.html

LEMO products and services are provided "as is". LEMO makes no warranties or representations with regard to LEMO product & services or use of them, express, implied or statutory, including for accuracy, completeness, or security. The user is fully responsible for his products and applications using LEMO components.

Technical details

Electrical Configuration

Contact Termination Low voltage	Solder
R (max)	6.1 mOhm
Insert configuration value	3N.326 - 26 Low Voltage
Insulator	L: PEEK (UL 94 / V-0/1.5)
Rated current	4 A
Contact Type	Solder
Max. Conductor	0.34 mm ² (AWG 22)
Max. Stranded Conductor	0.34 mm ² (AWG 22)
Bucket Dia.	0.8 mm (0.031in)
Contact Dia.	0.7 mm (0.028in)
Number of contacts Low Voltage	26
Wire Size/AWG	30 - 22
Gender	Reverse Gender

Form & Material

Shell style / Model id	HSY - Fixed receptacle for remote handling, watertight, nut fixing, with lever
Socket / Receptacle	Fixed Panel Front Mounted
Housing material	Stainless steel shell, collet nut and latch sleeve, nickel plated [SAE AMS QQ N 290] brass mid pieces
Locking system	Push-pull
Keying	Push-Pull latch with additional lever. Male contacts
Colour	Grey
Variant	Watertight / Vacuum-tested unmated (connector to device)
Weight	197.48 g

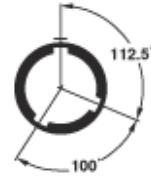
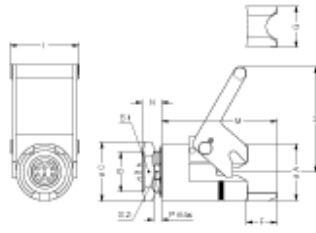
Environment

Technical domain	Energy and Industrial, Specialties and Other
Environmental sealing (IP rating)	IP66
R leak (He) (max)	0.0000001 mbar*l/s (if vacuum-tested)

https://www.lemo.com/int_en/solutions/supreme/n-nuclear-stainless-steel/hsy-3n-326-tlapvz.html

LEMO products and services are provided "as is". LEMO makes no warranties or representations with regard to LEMO product & services or use of them, express, implied or statutory, including for accuracy, completeness, or security. The user is fully responsible for his products and applications using LEMO components.








Drawings



Dimensions

	A	B	C	F	G	H	I	M	N	P	S1	S2
mm.	32	M24x1.0	34	18.5	19	68.4	36.6	68.5	13.0	8.0	30	22.5
in.	1.26		1.34	0.73	0.75	2.69	1.44	2.7	0.51	0.31	1.18	0.89

Cables

Cable PartNumber	Material	Colour	Cable image
CMN.26.T22.082PGCE	PVC	GREY	
CMN.26.T22.082PGZE		grey	
CMN.26.T22.082PNCE	PVC	Black	
CMN.26.T22.082PNZE			
CMN.26.T28.070PGZE		grey	
CMN.26.T28.070PNZE			
CMN.26.T30.054QGZE	TPR (medical)	Grey	

https://www.lemo.com/int_en/solutions/supreme/n-nuclear-stainless-steel/hsy-3n-326-tlapvz.html

LEMO products and services are provided "as is". LEMO makes no warranties or representations with regard to LEMO product & services or use of them, express, implied or statutory, including for accuracy, completeness, or security. The user is fully responsible for his products and applications using LEMO components.