



Image for illustrative purpose only

Summary

[Request a quote](#)

[Catalog](#)

Number of contacts Low Voltage	3
Wire Size/AWG	22 - 14
Gender	Standard
Socket / Receptacle	Socket / Receptacle - Fixed Panel Front Mounted
Locking system	Push-pull
Size	3N
Suggested matching part	FZY.3N.303.TLAY65
Series	N - Nuclear Stainless Steel

https://www.lemo.com/int_en/solutions/supreme/n-nuclear-stainless-steel/hsy-3n-303-tllp.html

LEMO products and services are provided "as is". LEMO makes no warranties or representations with regard to LEMO product & services or use of them, express, implied or statutory, including for accuracy, completeness, or security. The user is fully responsible for his products and applications using LEMO components.

Technical details

Electrical Configuration

Number of contacts Low Voltage	3
Contact Termination Low voltage	Solder
R (max)	3.3 mOhm
Insert configuration value	3N.303 - 3 Low Voltage
Insulator	L: PEEK (UL 94 / V-0/1.5)
Rated current	25 A
Max. Solid Conductor	1.5 mm ² (AWG 14)
Max. Stranded Conductor	1.5 mm ² (AWG 16)
Bucket Dia.	1.8 mm (0.071in)
Contact Dia.	2 mm (0.079in)
Wire Size/AWG	22 - 14
Gender	Standard

Form & Material

Shell style / Model id	HSY - Fixed receptacle for remote handling, watertight, nut fixing, with lever
Socket / Receptacle	Fixed Panel Front Mounted
Housing material	Stainless steel shell, collet nut and latch sleeve, nickel plated [SAE AMS QQ N 290] brass mid pieces
Locking system	Push-pull
Keying	Push-Pull latch with additional lever. Female contacts
Colour	Grey
Variant	Watertight unmated (connector to device)

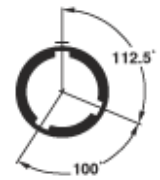
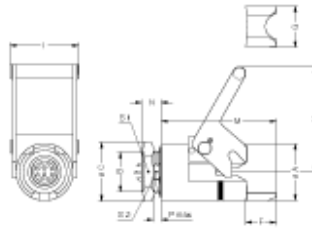
Environment

Technical domain	Energy and Industrial, Specialties and Other
Environmental sealing (IP rating)	IP66

Drawings

https://www.lemo.com/int_en/solutions/supreme/n-nuclear-stainless-steel/hsy-3n-303-tllp.html







LEMO products and services are provided "as is". LEMO makes no warranties or representations with regard to LEMO product & services or use of them, express, implied or statutory, including for accuracy, completeness, or security. The user is fully responsible for his products and applications using LEMO components.



Dimensions

	A	B	C	F	G	H	I	M	N	P	S1	S2
mm.	32	M24x1.0	34	18.5	19	68.4	36.6	68.5	13.0	8.0	30	22.5
in.	1.26		1.34	0.73	0.75	2.69	1.44	2.7	0.51	0.31	1.18	0.89

Cables

Cable PartNumber	Material	Colour	Cable image
CMN.03.T14.078PGCE			
CMN.03.T18.055PGZE		grey	
CMN.03.T18.055PNZE			
CMN.03.T18.055QGZE	TPR (medical)	Grey	
CMN.03.T20.049PGZE		grey	
CMN.03.T20.049PNZE			
CMN.03.T28.031PGCE	PVC	GREY	
CMN.03.T28.031PGZE		grey	
CMN.03.T28.031PNCE	PVC	Black	
CMN.03.T28.031PNZE			
130240	PVC	Black	
130250	PVC	Grey	
230500	PVC	Grey	
230750	PVC	Grey	
30110	PVC	Grey	
30141	PVC	Grey	
30260	PVC	Black	
3041	PVC	Grey	
3050	PVC	Black	
3081	PVC	Black	
3220	PVC	Black	
3280	PVC	Black	
330150	PVC	Grey	
60080	PVC	Grey	

https://www.lemo.com/int_en/solutions/supreme/n-nuclear-stainless-steel/hsy-3n-303-t1lp.html

LEMO products and services are provided "as is". LEMO makes no warranties or representations with regard to LEMO product & services or use of them, express, implied or statutory, including for accuracy, completeness, or security. The user is fully responsible for his products and applications using LEMO components.