



Image for illustrative purpose only

Summary

[Request a quote](#)

[Catalog](#)

Number of contacts Low Voltage	6
Wire Size/AWG	32 - 24
Plug	Plug - Straight
Locking system	Push-pull
Jacket cable outside diameter [mm]	4.20 - 5.20 mm
Size	1S
Series	S - Indoor Stepped Insert

https://www.lemo.com/int_en/solutions/originals/s-indoor-stepped-insert/ffe-1s-306-clac52z.html

LEMO products and services are provided "as is". LEMO makes no warranties or representations with regard to LEMO product & services or use of them, express, implied or statutory, including for accuracy, completeness, or security. The user is fully responsible for his products and applications using LEMO components.

Technical details

Electrical Configuration

Number of contacts Low Voltage	6
Contact Termination Low voltage	Solder
R (max)	6.1 mOhm
Insert configuration value	1S.306 - 6 Low Voltage
Insulator	L: PEEK (UL 94 / V-0/1.5)
Rated current	7 A
Test voltage (kV DC)	1.7
Max. Solid Conductor	0.25 mm ² (AWG 24)
Max. Stranded Conductor	0.14 mm ² (AWG 26)
Bucket Dia.	0.6 mm (0.024in)
Contact Dia.	0.7 mm (0.028in)
Wire Size/AWG	32 - 24

Form & Material

Shell style / Model id	FFE - Straight plug, cable collet, front seal and nut for fitting a bend relief (IP54 when mated)
Plug	Straight
Housing material	Brass (chrome plated [SAE AMS 2460]) shell and collet nut, nickel plated [SAE AMS QQ N 290] brass latch sleeve and mid pieces
Locking system	Push-pull
Keying	Hermaphroditic keying (half moon insert) with male pin 1
Colour	Grey
Variant	Nut for fitting a bend relief
Weight	17 g

https://www.lemo.com/int_en/solutions/originals/s-indoor-stepped-insert/ffe-1s-306-clac52z.html

LEMO products and services are provided "as is". LEMO makes no warranties or representations with regard to LEMO product & services or use of them, express, implied or statutory, including for accuracy, completeness, or security. The user is fully responsible for his products and applications using LEMO components.

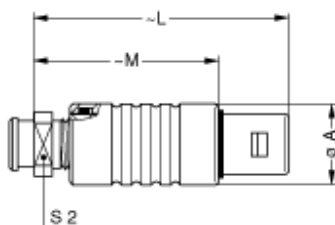
Environment

Technical domain	Audio Video, Energy and Industrial, Semiconductor, Test and Measurement
Environmental sealing (IP rating)	IP54
Endurance	1000 mating cycles
Temperature range	-55°C / +250°C (max. temperature valid for short periods of use.)
Climatical Category	50/175/21
Humidity (max)	<=95% [at 60 deg C /140 F]
Shielding (min)	75 dB (10 MHz)
Shielding (min)	40 dB (1 GHz)
Shock Resistance	100 g [6 ms]
Vibration	15 g [10 Hz - 2000 Hz]
Salt Spray Corrosion	>1000 hr

Cable fixation

Cable termination protection	For cable bend relief
Fixation type	Cable collet
Jacket cable outside diameter [mm]	4.20 - 5.20 mm

Drawings









Dimensions

	A	L	M	S2
mm.	13	42.5	31.5	9
in.	0.51	1.67	1.24	0.35

https://www.lemo.com/int_en/solutions/originals/s-indoor-stepped-insert/ffe-1s-306-clac52z.html

LEMO products and services are provided "as is". LEMO makes no warranties or representations with regard to LEMO product & services or use of them, express, implied or statutory, including for accuracy, completeness, or security. The user is fully responsible for his products and applications using LEMO components.

Cables

Cable PartNumber	Material	Colour	Cable image
CMN.06.T28.042QBCE	TPR (medical)		
CMN.06.T28.044PGZE		grey	
CMN.06.T28.044PNZE			
106240	PTFE	White	
160140	PVC	Grey	
160260	PVC	Black	
6280	PVC	Black	

https://www.lemo.com/int_en/solutions/originals/s-indoor-stepped-insert/ffe-1s-306-clac52z.html

LEMO products and services are provided “as is”. LEMO makes no warranties or representations with regard to LEMO product & services or use of them, express, implied or statutory, including for accuracy, completeness, or security. The user is fully responsible for his products and applications using LEMO components.