



Image for illustrative purpose only

## Summary

[Request a quote](#)

[Catalog](#)

|                                    |                                |
|------------------------------------|--------------------------------|
| Number of contacts Low Voltage     | 3                              |
| Wire Size/AWG                      | 32 - 24                        |
| Plug                               | Plug - Straight                |
| Locking system                     | Push-pull                      |
| Jacket cable outside diameter [mm] | 4.10 - 4.50 mm                 |
| Size                               | 0E                             |
| Suggested matching part            | <a href="#">ERA.0E.303.CLL</a> |
| Series                             | E - Outdoor Stepped Insert     |

[https://www.lemo.com/int\\_en/solutions/originals/e-outdoor-stepped-insert/ffa-0e-303-clac45.html](https://www.lemo.com/int_en/solutions/originals/e-outdoor-stepped-insert/ffa-0e-303-clac45.html)

LEMO products and services are provided "as is". LEMO makes no warranties or representations with regard to LEMO product & services or use of them, express, implied or statutory, including for accuracy, completeness, or security. The user is fully responsible for his products and applications using LEMO components.

# Technical details

## Electrical Configuration

|                                 |                               |
|---------------------------------|-------------------------------|
| Number of contacts Low Voltage  | 3                             |
| Contact Termination Low voltage | Solder                        |
| R (max)                         | 6.1 mOhm                      |
| Insert configuration value      | 0E.303 - 3 Low Voltage        |
| Insulator                       | L: PEEK (UL 94 / V-0/1.5)     |
| Rated current                   | 7 A                           |
| Test voltage (kV DC)            | 1.5                           |
| Max. Solid Conductor            | 0.25 mm <sup>2</sup> (AWG 24) |
| Max. Stranded Conductor         | 0.14 mm <sup>2</sup> (AWG 26) |
| Bucket Dia.                     | 0.6 mm (0.024in)              |
| Contact Dia.                    | 0.7 mm (0.028in)              |
| Wire Size/AWG                   | 32 - 24                       |

## Form & Material

|                        |                                                                                                                            |
|------------------------|----------------------------------------------------------------------------------------------------------------------------|
| Shell style / Model id | FFA - Straight plug, cable collet                                                                                          |
| Plug                   | Straight                                                                                                                   |
| Housing material       | Brass (chrome plated [SAE AMS 2460]) shell, collet nut and latch sleeve, nickel plated [SAE AMS QQ N 290] brass mid pieces |
| Locking system         | Push-pull                                                                                                                  |
| Keying                 | Hermaphroditic keying (half moon insert) with male pin 1                                                                   |
| Colour                 | Grey                                                                                                                       |
| Weight                 | 11.77 g                                                                                                                    |

[https://www.lemo.com/int\\_en/solutions/originals/e-outdoor-stepped-insert/ffa-0e-303-clac45.html](https://www.lemo.com/int_en/solutions/originals/e-outdoor-stepped-insert/ffa-0e-303-clac45.html)

LEMO products and services are provided "as is". LEMO makes no warranties or representations with regard to LEMO product & services or use of them, express, implied or statutory, including for accuracy, completeness, or security. The user is fully responsible for his products and applications using LEMO components.

## Environment

|                                   |                                                                   |
|-----------------------------------|-------------------------------------------------------------------|
| Technical domain                  | Energy and Industrial, Test and Measurement                       |
| Environmental sealing (IP rating) | IP68                                                              |
| Endurance                         | 5000 mating cycles                                                |
| Temperature range                 | -55°C / +200°C (max. temperature valid for short periods of use.) |
| Climatical Category               | 50/175/21                                                         |
| Humidity (max)                    | <=95% [at 60 deg C /140 F]                                        |
| Shielding (min)                   | 95 dB (10 MHz)                                                    |
| Shielding (min)                   | 80 dB (1 GHz)                                                     |
| Shock Resistance                  | 100 g [ 6 ms]                                                     |
| Vibration                         | 15 g [10 Hz - 2000 Hz]                                            |
| Salt Spray Corrosion              | >1000 hr                                                          |

## Cable fixation




|                                    |                                              |
|------------------------------------|----------------------------------------------|
| Cable termination protection       | Standard back nut (no additional protection) |
| Fixation type                      | Cable collet                                 |
| Jacket cable outside diameter [mm] | 4.10 - 4.50 mm                               |

# Recommended By Lemo

## Accessories

|                |                                |
|----------------|--------------------------------|
| Compatible cap | <a href="#">BFA.0E.100.NAS</a> |
|----------------|--------------------------------|

# Cables

| Cable PartNumber | Material | Colour | Cable image                                                                           |
|------------------|----------|--------|---------------------------------------------------------------------------------------|
| 130250           | PVC      | Grey   |  |
| 30260            | PVC      | Black  |  |
| 3280             | PVC      | Black  |  |

[https://www.lemo.com/int\\_en/solutions/originals/e-outdoor-stepped-insert/ffa-0e-303-clac45.html](https://www.lemo.com/int_en/solutions/originals/e-outdoor-stepped-insert/ffa-0e-303-clac45.html)

LEMO products and services are provided "as is". LEMO makes no warranties or representations with regard to LEMO product & services or use of them, express, implied or statutory, including for accuracy, completeness, or security. The user is fully responsible for his products and applications using LEMO components.