



Image for illustrative purpose only

## Summary

[Request a quote](#)

[Catalog](#)

Number of contacts Low Voltage	12
Wire Size/AWG	28 - 20
Gender	Reverse Gender
Plug	Plug - Straight
Locking system	Push-pull
Size	4N
Series	N - Nuclear Stainless Steel

[https://www.lemo.com/int\\_en/solutions/supreme/n-nuclear-stainless-steel/fdy-4n-312-tllc11.html](https://www.lemo.com/int_en/solutions/supreme/n-nuclear-stainless-steel/fdy-4n-312-tllc11.html)

LEMO products and services are provided "as is". LEMO makes no warranties or representations with regard to LEMO product & services or use of them, express, implied or statutory, including for accuracy, completeness, or security. The user is fully responsible for his products and applications using LEMO components.

# Technical details

## Electrical Configuration

Contact Termination Low voltage	Solder
R (max)	3.6 mOhm
Insert configuration value	4N.312 - 12 Low Voltage
Insulator	L: PEEK (UL 94 / V-0/1.5)
Rated current	12 A
Contact Type	Solder
Max. Solid Conductor	0.5 mm <sup>2</sup> (AWG 20)
Max. Stranded Conductor	0.5 mm <sup>2</sup> (AWG 20)
Bucket Dia.	1 mm (0.039in)
Contact Dia.	1.3 mm (0.051in)
Number of contacts Low Voltage	12
Wire Size/AWG	28 - 20
Gender	Reverse Gender

## Form & Material

Shell style / Model id	FDY - Straight plug with positioning pin, cable clamp and smooth handling surface, short version, for lever latching
Plug	Straight
Housing material	Stainless steel shell, collet nut and latch sleeve, nickel plated [SAE AMS QQ N 290] brass mid pieces
Locking system	Push-pull
Keying	Push-Pull latch with additional lever. Female contacts
Colour	Grey
Weight	245.19 g

## Environment

Technical domain	Energy and Industrial, Specialties and Other
Environmental sealing (IP rating)	IP66

[https://www.lemo.com/int\\_en/solutions/supreme/n-nuclear-stainless-steel/fdy-4n-312-tllc11.html](https://www.lemo.com/int_en/solutions/supreme/n-nuclear-stainless-steel/fdy-4n-312-tllc11.html)

LEMO products and services are provided "as is". LEMO makes no warranties or representations with regard to LEMO product & services or use of them, express, implied or statutory, including for accuracy, completeness, or security. The user is fully responsible for his products and applications using LEMO components.

## Cable fixation

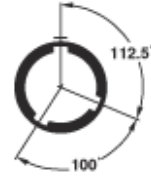
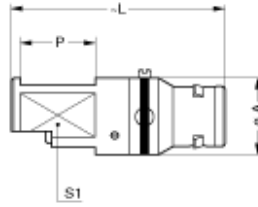
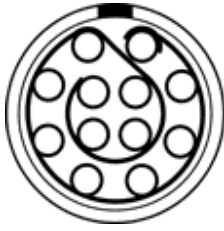
Cable termination protection

Standard back nut (no additional protection)

Fixation type

Cable collet

## Drawings



## Dimensions

	<b>A</b>	<b>L</b>	<b>P</b>	<b>S1</b>
mm.	31	85.6	30	26
in.	1.22	3.37	1.18	1.02

[https://www.lemo.com/int\\_en/solutions/supreme/n-nuclear-stainless-steel/fdy-4n-312-tllc11.html](https://www.lemo.com/int_en/solutions/supreme/n-nuclear-stainless-steel/fdy-4n-312-tllc11.html)

LEMO products and services are provided "as is". LEMO makes no warranties or representations with regard to LEMO product & services or use of them, express, implied or statutory, including for accuracy, completeness, or security. The user is fully responsible for his products and applications using LEMO components.