



Summary

[Request a quote](#)

[Catalog](#)

Number of contacts Low Voltage	3
Wire Size/AWG	22 - 14
Plug	Plug - Fixed
Locking system	Snap-on
Size	3E
Suggested matching part	PCA.3E.303.CLLC50
Series	E - Outdoor Stepped Insert

https://www.lemo.com/int_en/solutions/originals/e-outdoor-stepped-insert/faa-3e-303-cla.html

LEMO products and services are provided "as is". LEMO makes no warranties or representations with regard to LEMO product & services or use of them, express, implied or statutory, including for accuracy, completeness, or security. The user is fully responsible for his products and applications using LEMO components.

Technical details

Electrical Configuration

Contact Termination Low voltage	Solder
Insert configuration value	3E.303 - 3 Low Voltage
Insulator	L: PEEK (UL 94 / V-0/1.5)
Rated current	20 A
Vtest	1500 V (AC), 2100 V (DC)
Contact Type	Solder
Bucket Dia.	1.8
Contact Dia.	2
Number of contacts Low Voltage	3
Wire Size/AWG	22 - 14

Form & Material

Shell style / Model id	FAA - Fixed plug, non-latching, nut fixing
Plug	Fixed
Housing material	Brass (chrome plated [SAE AMS 2460]) shell, collet nut and latch sleeve, nickel plated [SAE AMS QQ N 290] brass mid pieces
Locking system	Snap-on
Keying	Hermaphroditic keying (half moon insert) with male pin 1
Weight	65.59 g

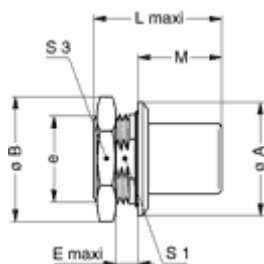
Environment

Technical domain	Energy and Industrial, Test and Measurement
Environmental sealing (IP rating)	IP68
Endurance	5000 mating cycles
Temperature range	-55°C / +200°C
Climatical Category	50/175/21
Humidity (max)	<=95% [at 60 deg C /140 F]
Shielding (min)	95 dB (10 MHz)
Shielding (min)	80 dB (1 GHz)
Shock Resistance	100 g [6 ms]
Vibration	15 g [10 Hz - 2000 Hz]
Salt Spray Corrosion	>1000 hr

https://www.lemo.com/int_en/solutions/originals/e-outdoor-stepped-insert/faa-3e-303-cla.html

LEMO products and services are provided "as is". LEMO makes no warranties or representations with regard to LEMO product & services or use of them, express, implied or statutory, including for accuracy, completeness, or security. The user is fully responsible for his products and applications using LEMO components.

Drawings



Dimensions

	S3	A	B	e	E	L	M	S1
mm.	30	31	34.5	M24x1.0	4.5	32.5	22.5	22.5
in.	1.18	1.22	1.36		0.18	1.28	0.89	0.89

Recommended By Lemo

Accessories

Compatible cap





[BFA.3E.100.NAS](#)

Tools

https://www.lemo.com/int_en/solutions/originals/e-outdoor-stepped-insert/faa-3e-303-cla.html

LEMO products and services are provided "as is". LEMO makes no warranties or representations with regard to LEMO product & services or use of them, express, implied or statutory, including for accuracy, completeness, or security. The user is fully responsible for his products and applications using LEMO components.

Cables

Cable PartNumber	Material	Colour	Cable image
CMN.03.T14.078PGCE			
CMN.03.T18.055PGZE		grey	
CMN.03.T18.055PNZE			
CMN.03.T18.055QGZE	TPR (medical)	Grey	
CMN.03.T20.049PGZE		grey	
CMN.03.T20.049PNZE			
CMN.03.T28.031PGCE	PVC	GREY	
CMN.03.T28.031PGZE		grey	
CMN.03.T28.031PNCE	PVC	Black	
CMN.03.T28.031PNZE			
130240	PVC	Black	
130250	PVC	Grey	
230500	PVC	Grey	
230750	PVC	Grey	
30110	PVC	Grey	
30141	PVC	Grey	
30260	PVC	Black	
3041	PVC	Grey	
3050	PVC	Black	
3081	PVC	Black	
3220	PVC	Black	
3280	PVC	Black	
330150	PVC	Grey	
60080	PVC	Grey	

https://www.lemo.com/int_en/solutions/originals/e-outdoor-stepped-insert/faa-3e-303-cla.html

LEMO products and services are provided "as is". LEMO makes no warranties or representations with regard to LEMO product & services or use of them, express, implied or statutory, including for accuracy, completeness, or security. The user is fully responsible for his products and applications using LEMO components.