



Image for illustrative purpose only

## Summary

[Request a quote](#)

[Catalog](#)

Nb of contacts Coax	1
Socket / Receptacle	Socket / Receptacle - Fixed Panel Front Mounted
Locking system	Push-pull
Size	00
Suggested matching part	<a href="#">FFA.00.250.CTAC31</a>
Series	00 - NIM-CAMAC

[https://www.lemo.com/int\\_en/solutions/specialties/00-nim-camac/ern-00-250-ctlb.html](https://www.lemo.com/int_en/solutions/specialties/00-nim-camac/ern-00-250-ctlb.html)

LEMO products and services are provided "as is". LEMO makes no warranties or representations with regard to LEMO product & services or use of them, express, implied or statutory, including for accuracy, completeness, or security. The user is fully responsible for his products and applications using LEMO components.

# Technical details

## Electrical Configuration

Nb of contacts Coax	1
Contact Termination Coax - Conductor fixing	Solder
R (max)	6.1 mOhm
Insert configuration value	0.25 - 1 Coax (50 Ohm)
Insulator	T: PTFE
Rated current	4 A
Impedance	50 Ohm
OHM	50
VSWR	$1.09 + 0.11 * f/\text{GHz}$
Vtest	2100 V (AC), 3000 V (DC)
Test voltage	2.1 kV (rms)
Bucket Dia.	0.6 mm (0.024in)
Contact Dia.	0.7 mm (0.028in)

## Form & Material

Shell style / Model id	ERN - Fixed receptacle, nut fixing, with earthing tags
Socket / Receptacle	Fixed Panel Front Mounted
Housing material	Brass (chrome plated [SAE AMS 2460]) shell and collet nut, nickel plated [SAE AMS QQ N 290] brass latch sleeve and mid pieces
Locking system	Push-pull
Keying	Circular, female
Colour	Grey
Weight	2.86 g

## Environment

Environmental sealing (IP rating)	IP50
Endurance	5000 mating cycles
F ret (min)	100 N
Salt Spray Corrosion	>1000 hr

[https://www.lemo.com/int\\_en/solutions/specialties/00-nim-camac/ern-00-250-ctlb.html](https://www.lemo.com/int_en/solutions/specialties/00-nim-camac/ern-00-250-ctlb.html)

LEMO products and services are provided "as is". LEMO makes no warranties or representations with regard to LEMO product & services or use of them, express, implied or statutory, including for accuracy, completeness, or security. The user is fully responsible for his products and applications using LEMO components.

# Drawings



## Dimensions












	A	L
mm.	8	15
in.	0.31	0.59

# Recommended By Lemo

## Accessories

Compatible cap	<a href="#">BRE.00.200.NAS</a>
----------------	--------------------------------

# Cables

Cable PartNumber	Material	Colour	Cable image
159580	PVC	Black	
17420	PVC	Black	
17450	COPOLYMER	Black	
178190	PTFE	Brown	
18000	PTFE	Brown	
18700	PTFE	White	
18800	PTFE	White	
196270	PTFE	White	
31600	PTFE	Brown	
62000	PVC	Black	
CCX.50.030.083.180B		white	
CCX.50.RG0.58AU14B	FEP	white	
CCX.50.RG1.74-U25N	PVC	Black	
CCX.50.RG1.74AU28N	PVC	Black	
CCX.50.RG1.74AU28N	PVC	Black	
CCX.50.RG1.74U25N	PVC	Black	
CCX.50.RG1.78BU18M	FEP	Brown	
CCX.50.RG1.78BU18M	PTFE	Brown	
CCX.50.RG1.88AU24B	TFE	white	
CCX.50.RG1.88AU26B	PFA	White	
CCX.50.RG1.88AU26B	PTFE	White	
CCX.50.RG1.96AU19B	PTFE	White	
CCX.50.RG1.96AU20B	PFA	White	
CCX.50.RG3.16BU26M	FEP	Brown	
CCX.50.RG3.16U28M	PTFE	Brown	
CCX.75.040.195327G	PVC	Grey	
CCX.75.RG0.59BU62N	PVC	Black	
CCX.75.RG1.79BU26M	FEP	Brown	
CCX.75.RG1.87AU26B	PFA	White	
CCX.75.RG1.87AU27B	PTFE	White	
CCX.93.RG0.62AU62N	PVC	Black	
CCX.95.RG1.80BU36M	PTFE	Brown	
CCX.95.RG1.95AU37B	PFA	White	

[https://www.lemo.com/int\\_en/solutions/specialties/00-nim-camac/ern-00-250-ctlb.html](https://www.lemo.com/int_en/solutions/specialties/00-nim-camac/ern-00-250-ctlb.html)

LEMO products and services are provided "as is". LEMO makes no warranties or representations with regard to LEMO product & services or use of them, express, implied or statutory, including for accuracy, completeness, or security. The user is fully responsible for his products and applications using LEMO components.