



Image for illustrative purpose only

Summary

[Request a quote](#)

[Catalog](#)

Number of contacts Low Voltage	3
Wire Size/AWG	30 - 22
Socket / Receptacle	Socket / Receptacle - Fixed Panel Rear Mounted
Locking system	Push-pull
Jacket cable outside diameter [mm]	1.00 - 10.60 mm
Size	1S
Suggested matching part	FFA.1S.303.CLAC32
Series	S - Indoor Stepped Insert

https://www.lemo.com/int_en/solutions/originals/s-indoor-stepped-insert/erd-1s-303-cll.html

LEMO products and services are provided "as is". LEMO makes no warranties or representations with regard to LEMO product & services or use of them, express, implied or statutory, including for accuracy, completeness, or security. The user is fully responsible for his products and applications using LEMO components.

Technical details

Electrical Configuration

Number of contacts Low Voltage	3
Contact Termination Low voltage	Solder
R (max)	4.8 mOhm
Insert configuration value	1S.303 - 3 Low Voltage
Insulator	L: PEEK (UL 94 / V-0/1.5)
Rated current	10 A
Test voltage (kV DC)	1.8
Max. Solid Conductor	0.34 mm ² (AWG 22)
Bucket Dia.	0.8 mm (0.031in)
Contact Dia.	0.9 mm (0.0354in)
Wire Size/AWG	30 - 22

Form & Material

Shell style / Model id	ERD - Fixed receptacle with two nuts (back panel mounting)
Socket / Receptacle	Fixed Panel Rear Mounted
Housing material	Brass (chrome plated [SAE AMS 2460]) shell and collet nut, nickel plated [SAE AMS QQ N 290] brass latch sleeve and mid pieces
Locking system	Push-pull
Keying	Hermaphroditic keying (half moon insert) with female pin 1
Colour	Grey
Weight	9.84 g

https://www.lemo.com/int_en/solutions/originals/s-indoor-stepped-insert/erd-1s-303-cll.html

LEMO products and services are provided "as is". LEMO makes no warranties or representations with regard to LEMO product & services or use of them, express, implied or statutory, including for accuracy, completeness, or security. The user is fully responsible for his products and applications using LEMO components.

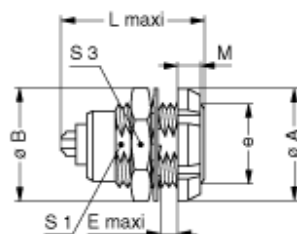
Environment

Technical domain	Audio Video, Energy and Industrial, Semiconductor, Test and Measurement
Environmental sealing (IP rating)	IP50
Endurance	5000 mating cycles
Temperature range	-55°C / +250°C (max. temperature valid for short periods of use.)
Climatical Category	50/175/21
Humidity (max)	<=95% [at 60 deg C /140 F]
Shielding (min)	75 dB (10 MHz)
Shielding (min)	40 dB (1 GHz)
Shock Resistance	100 g [6 ms]
Vibration	15 g [10 Hz - 2000 Hz]
Salt Spray Corrosion	>1000 hr

Cable fixation

Jacket cable outside diameter [mm]	1.00 - 10.60 mm
------------------------------------	-----------------

Drawings



Dimensions

	A	B	e	E	L	M	S1	S3
mm.	16	16	M12x1.0	6	20.2	3.5	10.5	14
in.	0.63	0.63		0.24	0.8	0.14	0.41	0.55

https://www.lemo.com/int_en/solutions/originals/s-indoor-stepped-insert/erd-1s-303-cll.html

LEMO products and services are provided "as is". LEMO makes no warranties or representations with regard to LEMO product & services or use of them, express, implied or statutory, including for accuracy, completeness, or security. The user is fully responsible for his products and applications using LEMO components.














Recommended By Lemo

Accessories

Compatible cap

BRE.1S.200.NAS

Cables

Cable PartNumber	Material	Colour	Cable image
CMN.03.T28.031PGCE	PVC	GREY	
CMN.03.T28.031PGZE		grey	
CMN.03.T28.031PNCE	PVC	Black	
CMN.03.T28.031PNZE			
130240	PVC	Black	
130250	PVC	Grey	
30110	PVC	Grey	
30141	PVC	Grey	
30260	PVC	Black	
3041	PVC	Grey	
3050	PVC	Black	
3081	PVC	Black	
3220	PVC	Black	
3280	PVC	Black	
60080	PVC	Grey	