



Image for illustrative purpose only

Summary

[Request a quote](#)

[Catalog](#)

| | |
|------------------------------------|---|
| Number of contacts Low Voltage | 2 |
| Wire Size/AWG | 24 - 16 |
| Socket / Receptacle | Socket / Receptacle - Fixed Panel Front Mounted |
| Locking system | Push-pull |
| Jacket cable outside diameter [mm] | 1.30 - 18.60 mm |
| Size | 2E |
| Suggested matching part | FFA.2E.302.CLAC25Z |
| Series | E - Outdoor Stepped Insert |

https://www.lemo.com/int_en/solutions/originals/e-outdoor-stepped-insert/era-2e-302-cll.html

LEMO products and services are provided "as is". LEMO makes no warranties or representations with regard to LEMO product & services or use of them, express, implied or statutory, including for accuracy, completeness, or security. The user is fully responsible for his products and applications using LEMO components.

Technical details

Electrical Configuration

| | |
|---------------------------------|----------------------------|
| Number of contacts Low Voltage | 2 |
| Contact Termination Low voltage | Solder |
| R (max) | 3.5 mOhm |
| Insert configuration value | 2E.302 - 2 Low Voltage |
| Insulator | L: PEEK (UL 94 / V-0/1.5) |
| Rated current | 20 A |
| Test voltage (kV DC) | 2.4 |
| Max. Solid Conductor | 1 mm ² (AWG 16) |
| Max. Stranded Conductor | 1 mm ² (AWG 18) |
| Bucket Dia. | 1.4 mm (0.055in) |
| Contact Dia. | 1.6 mm (0.063in) |
| Wire Size/AWG | 24 - 16 |

Form & Material

| | |
|------------------------|--|
| Shell style / Model id | ERA - Fixed receptacle, nut fixing |
| Socket / Receptacle | Fixed Panel Front Mounted |
| Housing material | Brass (chrome plated [SAE AMS 2460]) shell, collet nut and latch sleeve, nickel plated [SAE AMS QQ N 290] brass mid pieces |
| Locking system | Push-pull |
| Keying | Hermaphroditic keying (half moon insert) with female pin 1 |
| Colour | Grey |
| Weight | 34.5 g |

https://www.lemo.com/int_en/solutions/originals/e-outdoor-stepped-insert/era-2e-302-cll.html

LEMO products and services are provided "as is". LEMO makes no warranties or representations with regard to LEMO product & services or use of them, express, implied or statutory, including for accuracy, completeness, or security. The user is fully responsible for his products and applications using LEMO components.

Environment

| | |
|-----------------------------------|---|
| Technical domain | Energy and Industrial, Test and Measurement |
| Environmental sealing (IP rating) | IP68 |
| Endurance | 5000 mating cycles |
| Temperature range | -55°C / +200°C (max. temperature valid for short periods of use.) |
| Climatical Category | 50/175/21 |
| Humidity (max) | <=95% [at 60 deg C /140 F] |
| Shielding (min) | 95 dB (10 MHz) |
| Shielding (min) | 80 dB (1 GHz) |
| Shock Resistance | 100 g [6 ms] |
| Vibration | 15 g [10 Hz - 2000 Hz] |
| Salt Spray Corrosion | >1000 hr |

Cable fixation

| | |
|------------------------------------|-----------------|
| Jacket cable outside diameter [mm] | 1.30 - 18.60 mm |
|------------------------------------|-----------------|

Recommended By Lemo
















Accessories

| | |
|----------------|--------------------------------|
| Compatible cap | BRE.2K.200.NAS |
|----------------|--------------------------------|

https://www.lemo.com/int_en/solutions/originals/e-outdoor-stepped-insert/era-2e-302-cll.html

LEMO products and services are provided "as is". LEMO makes no warranties or representations with regard to LEMO product & services or use of them, express, implied or statutory, including for accuracy, completeness, or security. The user is fully responsible for his products and applications using LEMO components.

Cables

| Cable PartNumber | Material | Colour | Cable image |
|--------------------|---------------|--------|---|
| CMN.02.T18.064UNCU | | | |
| CMN.02.T20.047PGZE | | grey |  |
| CMN.02.T20.047PNZE | | |  |
| CMN.02.T20.048QGZE | TPR (medical) | Grey |  |
| CMN.02.T28.030PGCE | PVC | GREY |  |
| CMN.02.T28.030PGZE | | grey |  |
| CMN.02.T28.030PNCE | PVC | Black |  |
| CMN.02.T28.030PNZE | | |  |
| 102080 | PVC | Grey | |
| 120184 | PVC | Black |  |
| 120240 | PVC | Black |  |
| 120250 | PVC | Grey |  |
| 120500 | PVC | Grey |  |
| 120501 | PVC | Grey |  |
| 120751 | PVC | Grey |  |
| 20140 | PVC | Grey |  |
| 20140 | PVC | Grey |  |
| 20141 | PVC | Grey |  |
| 20142 | PVC | Red |  |
| 20143 | PVC | Green |  |
| 20144 | PVC | Black |  |
| 20145 | PVC | Yellow |  |
| 20146 | PVC | Black |  |
| 20240 | PTFE | White |  |
| 20260 | PVC | Black |  |
| 20264 | PVC | Black |  |
| 20266 | PVC | Violet |  |
| 2050 | PVC | Black |  |
| 20550 | PUR | Black |  |
| 20560 | PUR | White |  |
| 2080 | PVC | Grey | |
| 220750 | PVC | Grey |  |
| 2221 | PVC | Black |  |
| 2260 | PTFE | White |  |
| 2280 | PVC | Black |  |
| 4082 | PVC | Grey | |
| CM8.02.210.635 | PUR | Black | |

https://www.lemo.com/int_en/solutions/originals/e-outdoor-stepped-insert/era-2e-302-cll.html

LEMO products and services are provided "as is". LEMO makes no warranties or representations with regard to LEMO product & services or use of them, express, implied or statutory, including for accuracy, completeness, or security. The user is fully responsible for his products and applications using LEMO components.