



Image for illustrative purpose only

Summary

[Request a quote](#)

[Catalog](#)

Number of contacts Low Voltage	3
Wire Size/AWG	32 - 24
Socket / Receptacle	Socket / Receptacle - Fixed Panel Front Mounted
Locking system	Push-pull
Jacket cable outside diameter [mm]	1.00 - 12.60 mm
Size	0E
Suggested matching part	FFA.0E.303.CLAC25
Series	E - Outdoor Stepped Insert

https://www.lemo.com/int_en/solutions/originals/e-outdoor-stepped-insert/era-0e-303-cll.html

LEMO products and services are provided "as is". LEMO makes no warranties or representations with regard to LEMO product & services or use of them, express, implied or statutory, including for accuracy, completeness, or security. The user is fully responsible for his products and applications using LEMO components.

Technical details

Electrical Configuration

Number of contacts Low Voltage	3
Contact Termination Low voltage	Solder
R (max)	6.1 mOhm
Insert configuration value	0E.303 - 3 Low Voltage
Insulator	L: PEEK (UL 94 / V-0/1.5)
Rated current	7 A
Test voltage (kV DC)	1.5
Max. Solid Conductor	0.25 mm ² (AWG 24)
Max. Stranded Conductor	0.14 mm ² (AWG 26)
Bucket Dia.	0.6 mm (0.024in)
Contact Dia.	0.7 mm (0.028in)
Wire Size/AWG	32 - 24

Form & Material

Shell style / Model id	ERA - Fixed receptacle, nut fixing
Socket / Receptacle	Fixed Panel Front Mounted
Housing material	Brass (chrome plated [SAE AMS 2460]) shell, collet nut and latch sleeve, nickel plated [SAE AMS QQ N 290] brass mid pieces
Locking system	Push-pull
Keying	Hermaphroditic keying (half moon insert) with female pin 1
Colour	Grey
Weight	11.53 g

https://www.lemo.com/int_en/solutions/originals/e-outdoor-stepped-insert/era-0e-303-cll.html

LEMO products and services are provided "as is". LEMO makes no warranties or representations with regard to LEMO product & services or use of them, express, implied or statutory, including for accuracy, completeness, or security. The user is fully responsible for his products and applications using LEMO components.

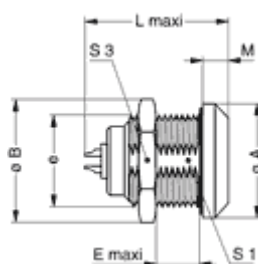
Environment

Technical domain	Energy and Industrial, Test and Measurement
Environmental sealing (IP rating)	IP68
Endurance	5000 mating cycles
Temperature range	-55°C / +200°C (max. temperature valid for short periods of use.)
Climatical Category	50/175/21
Humidity (max)	<=95% [at 60 deg C /140 F]
Shielding (min)	95 dB (10 MHz)
Shielding (min)	80 dB (1 GHz)
Shock Resistance	100 g [6 ms]
Vibration	15 g [10 Hz - 2000 Hz]
Salt Spray Corrosion	>1000 hr

Cable fixation

Jacket cable outside diameter [mm]	1.00 - 12.60 mm
------------------------------------	-----------------

Drawings



Dimensions

	A	B	e	E	L	L1	M	S1
mm.	18	19.2	M14x1.0	5.5	19.5	20.5	4	12.5
in.	0.71	0.76		0.22	0.77	0.81	0.16	0.49

https://www.lemo.com/int_en/solutions/originals/e-outdoor-stepped-insert/era-0e-303-cll.html












LEMO products and services are provided "as is". LEMO makes no warranties or representations with regard to LEMO product & services or use of them, express, implied or statutory, including for accuracy, completeness, or security. The user is fully responsible for his products and applications using LEMO components.

Recommended By Lemo

Accessories

Compatible cap [BRE.OK.200.NAS](#)

Cables

Cable PartNumber	Material	Colour	Cable image
CMN.03.T28.031PGCE	PVC	GREY	
CMN.03.T28.031PGZE		grey	
CMN.03.T28.031PNCE	PVC	Black	
CMN.03.T28.031PNZE			
130250	PVC	Grey	
30110	PVC	Grey	
30141	PVC	Grey	
30260	PVC	Black	
3041	PVC	Grey	
3050	PVC	Black	
3081	PVC	Black	
3280	PVC	Black	
60080	PVC	Grey	

https://www.lemo.com/int_en/solutions/originals/e-outdoor-stepped-insert/era-0e-303-cll.html

LEMO products and services are provided “as is”. LEMO makes no warranties or representations with regard to LEMO product & services or use of them, express, implied or statutory, including for accuracy, completeness, or security. The user is fully responsible for his products and applications using LEMO components.