



Image for illustrative purpose only

Summary

[Request a quote](#)

[Catalog](#)

Number of contacts Low Voltage	10
Wire Size/AWG	30 - 22
Gender	Standard
Socket / Receptacle	Socket / Receptacle - Fixed Panel Front Mounted
Locking system	Push-pull
Size	2B
Series	B - Indoor keyed

https://www.lemo.com/int_en/solutions/originals/b-indoor-keyed/eny-2b-310-ryf.html

LEMO products and services are provided "as is". LEMO makes no warranties or representations with regard to LEMO product & services or use of them, express, implied or statutory, including for accuracy, completeness, or security. The user is fully responsible for his products and applications using LEMO components.

Technical details

Electrical Configuration

Number of contacts Low Voltage	10
Insert configuration value	2B.310 - 10 Low Voltage
Insulator	L: PEEK (UL 94 / V-0/1.5)
Rated current	8 A
Contact Dia.	0.9
Wire Size/AWG	30 - 22
Gender	Standard

Form & Material

Shell style / Model id	EN - Fixed receptacle with grounding tab, nut fixing
Socket / Receptacle	Fixed Panel Front Mounted
Housing material	PPSU (Polyphenylsulfone, creme)shell and collet nut, nickel plated [SAE AMS QQ N 290] brass latch sleeve and mid pieces
Locking system	Push-pull
Keying	3 keys (beta=112.5, gamma=100, plug: male contacts, receptacle: female contacts)
Weight	9.32 g

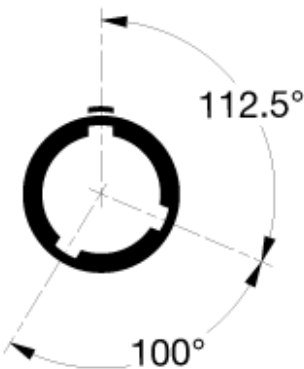
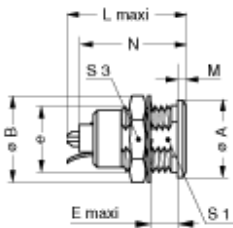
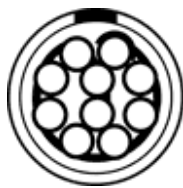
Environment

Technical domain	Audio Video, Energy and Industrial, Medical, Semiconductor, Specialties and Other, Test and Measurement, Transportation, Aerospace and UAV
Environmental sealing (IP rating)	IP50
Endurance	5000 mating cycles
Temperature range	-50°C / +180°C
Climatical Category	50/175/21
Humidity (max)	<=95% [at 60 deg C /140 F]
Shielding (min)	75 dB (10 MHz)
Shielding (min)	40 dB (1 GHz)
Shock Resistance	100 g [6 ms]
Vibration	15 g [10 Hz - 2000 Hz]

https://www.lemo.com/int_en/solutions/originals/b-indoor-keyed/eny-2b-310-rlf.html

LEMO products and services are provided "as is". LEMO makes no warranties or representations with regard to LEMO product & services or use of them, express, implied or statutory, including for accuracy, completeness, or security. The user is fully responsible for his products and applications using LEMO components.

Drawings



Dimensions

	A	B	e	E	L	M	N	S1	S3
mm.	18	19.5	M15x1.0	8.5	26.7	1.8	24.6	13.5	17
in.	0.71	0.77		0.33	1.05	0.07	0.97	0.53	0.67