



Image for illustrative purpose only

Summary

[Request a quote](#)

[Catalog](#)

Number of contacts Low Voltage	14
Wire Size/AWG	34 - 28
Gender	Standard
Socket / Receptacle	Socket / Receptacle - Fixed Panel Front Mounted
Locking system	Push-pull
Jacket cable outside diameter [mm]	1.00 - 10.60 mm
Size	1B
Suggested matching part	FGG.1B.314.CLAD42Z
Series	B - Indoor keyed

https://www.lemo.com/int_en/solutions/originals/b-indoor-keyed/eng-1b-314-cll.html

LEMO products and services are provided "as is". LEMO makes no warranties or representations with regard to LEMO product & services or use of them, express, implied or statutory, including for accuracy, completeness, or security. The user is fully responsible for his products and applications using LEMO components.

Technical details

Electrical Configuration

Number of contacts Low Voltage	14
Contact Termination Low voltage	Solder
R (max)	8.7 mOhm
Insert configuration value	1B.314 - 14 Low Voltage
Insulator	L: PEEK (UL 94 / V-0/1.5)
Rated current	2 A
Vtest (contact-contact)	1.1 kV (DC)
Vtest (contact-shell)	1.7 kV (DC)
Max. Solid Conductor	0.09 mm ² (AWG 28)
Max. Stranded Conductor	0.09 mm ² (AWG 28)
Bucket Dia.	0.45 mm (0.018in)
Contact Dia.	0.5 mm (0.02in)
Wire Size/AWG	34 - 28
Gender	Standard

Form & Material

Shell style / Model id	EN - Fixed receptacle with grounding tab, nut fixing
Socket / Receptacle	Fixed Panel Front Mounted
Housing material	Brass (chrome plated [SAE AMS 2460]) shell and collet nut, nickel plated [SAE AMS QQ N 290] brass latch sleeve and mid pieces
Locking system	Push-pull
Keying	G: 1 key (alpha=0, plug: male contacts, receptacle: female contacts)
Colour	Grey
Weight	8.96 g

https://www.lemo.com/int_en/solutions/originals/b-indoor-keyed/eng-1b-314-cll.html

LEMO products and services are provided "as is". LEMO makes no warranties or representations with regard to LEMO product & services or use of them, express, implied or statutory, including for accuracy, completeness, or security. The user is fully responsible for his products and applications using LEMO components.

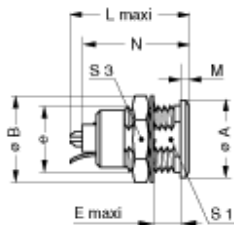
Environment

Technical domain	Audio Video, Energy and Industrial, Medical, Semiconductor, Specialties and Other, Test and Measurement, Transportation, Aerospace and UAV
Environmental sealing (IP rating)	IP50
Endurance	5000 mating cycles
Temperature range	-55°C / +250°C (max. temperature valid for short periods of use.)
Climatical Category	50/175/21
Humidity (max)	<=95% [at 60 deg C /140 F]
Shielding (min)	75 dB (10 MHz)
Shielding (min)	40 dB (1 GHz)
Shock Resistance	100 g [6 ms]
Vibration	15 g [10 Hz - 2000 Hz]
Salt Spray Corrosion	>1000 hr

Cable fixation

Jacket cable outside diameter [mm]	1.00 - 10.60 mm
------------------------------------	-----------------

Drawings



Dimensions

	A	B	e	E	L	M	N	S1	S3
mm.	14	16	M12x1.0	7.5	23	1.5	21.1	10.5	14
in.	0.55	0.63		0.3	0.91	0.06	0.83	0.41	0.55

https://www.lemo.com/int_en/solutions/originals/b-indoor-keyed/eng-1b-314-cll.html



LEMO products and services are provided "as is". LEMO makes no warranties or representations with regard to LEMO product & services or use of them, express, implied or statutory, including for accuracy, completeness, or security. The user is fully responsible for his products and applications using LEMO components.

Recommended By Lemo

Accessories

Compatible cap [BRE.1S.200.NAS](#)

Cables

Cable PartNumber	Material	Colour	Cable image
CMN.14.T28.056PGZE		grey	
CMN.14.T28.056PNZE			
CMN.14.T28.056QGZE	TPR (medical)	Grey	