



*Image for illustrative purpose only*

## Summary

[Request a quote](#)

[Catalog](#)

Number of contacts Low Voltage	3
Wire Size/AWG	24 - 16
Gender	Standard
Socket / Receptacle	Socket / Receptacle - Fixed Panel Front Mounted
Locking system	Push-pull
Jacket cable outside diameter [mm]	2.00 - 13.60 mm
Size	2B
Suggested matching part	<a href="#">FGG.2B.303.CLAD72Z</a>
Series	B - Indoor keyed

[https://www.lemo.com/int\\_en/solutions/originals/b-indoor-keyed/ekg-2b-303-cll.html](https://www.lemo.com/int_en/solutions/originals/b-indoor-keyed/ekg-2b-303-cll.html)

LEMO products and services are provided "as is". LEMO makes no warranties or representations with regard to LEMO product & services or use of them, express, implied or statutory, including for accuracy, completeness, or security. The user is fully responsible for his products and applications using LEMO components.

# Technical details

## Electrical Configuration

Number of contacts Low Voltage	3
Contact Termination Low voltage	Solder
R (max)	3.5 mOhm
Insert configuration value	2B.303 - 3 Low Voltage
Insulator	L: PEEK (UL 94 / V-0/1.5)
Rated current	17 A
Vtest (contact-contact)	3.5 kV (DC)
Vtest (contact-shell)	2.6 kV (DC)
Max. Solid Conductor	1 mm <sup>2</sup> (AWG 16)
Max. Stranded Conductor	1 mm <sup>2</sup> (AWG 18)
Bucket Dia.	1.4 mm (0.055in)
Contact Dia.	1.6 mm (0.063in)
Wire Size/AWG	24 - 16
Gender	Standard

## Form & Material

Shell style / Model id	EK - Fixed receptacle, nut fixing, special alignment mark on the front
Socket / Receptacle	Fixed Panel Front Mounted
Housing material	Brass (chrome plated [SAE AMS 2460]) shell and collet nut, nickel plated [SAE AMS QQ N 290] brass latch sleeve and mid pieces
Locking system	Push-pull
Keying	G: 1 key (alpha=0, plug: male contacts, receptacle: female contacts)
Colour	Grey
Weight	15.17 g

[https://www.lemo.com/int\\_en/solutions/originals/b-indoor-keyed/ekg-2b-303-cll.html](https://www.lemo.com/int_en/solutions/originals/b-indoor-keyed/ekg-2b-303-cll.html)

LEMO products and services are provided "as is". LEMO makes no warranties or representations with regard to LEMO product & services or use of them, express, implied or statutory, including for accuracy, completeness, or security. The user is fully responsible for his products and applications using LEMO components.

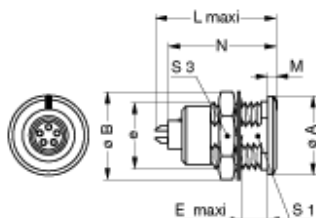
## Environment

Technical domain	Audio Video, Energy and Industrial, Medical, Semiconductor, Specialties and Other, Test and Measurement, Transportation, Aerospace and UAV
Environmental sealing (IP rating)	IP50
Endurance	5000 mating cycles
Temperature range	-55°C / +250°C (max. temperature valid for short periods of use.)
Climatical Category	50/175/21
Humidity (max)	<=95% [at 60 deg C /140 F]
Shielding (min)	75 dB (10 MHz)
Shielding (min)	40 dB (1 GHz)
Shock Resistance	100 g [ 6 ms]
Vibration	15 g [10 Hz - 2000 Hz]
Salt Spray Corrosion	>1000 hr

## Cable fixation

Jacket cable outside diameter [mm]	2.00 - 13.60 mm
------------------------------------	-----------------

## Drawings






















## Dimensions

	A	B	e	E	L	M	N	S1	S3
mm.	18	19.5	M15x1.0	8.5	26.7	1.8	24.6	13.5	17
in.	0.71	0.77		0.33	1.05	0.07	0.97	0.53	0.67

[https://www.lemo.com/int\\_en/solutions/originals/b-indoor-keyed/ekg-2b-303-cll.html](https://www.lemo.com/int_en/solutions/originals/b-indoor-keyed/ekg-2b-303-cll.html)


LEMO products and services are provided "as is". LEMO makes no warranties or representations with regard to LEMO product & services or use of them, express, implied or statutory, including for accuracy, completeness, or security. The user is fully responsible for his products and applications using LEMO components.

# Cables

Cable PartNumber	Material	Colour	Cable image
CMN.03.T18.055PGZE		grey	
CMN.03.T18.055PNZE			
CMN.03.T18.055QGZE	TPR (medical)	Grey	
CMN.03.T20.049PGZE		grey	
CMN.03.T20.049PNZE			
CMN.03.T28.031PGCE	PVC	GREY	
CMN.03.T28.031PGZE		grey	
CMN.03.T28.031PNCE	PVC	Black	
CMN.03.T28.031PNZE			
130240	PVC	Black	
130250	PVC	Grey	
230500	PVC	Grey	
230750	PVC	Grey	
30110	PVC	Grey	
30141	PVC	Grey	
30260	PVC	Black	
3041	PVC	Grey	
3050	PVC	Black	
3081	PVC	Black	
3220	PVC	Black	

[https://www.lemo.com/int\\_en/solutions/originals/b-indoor-keyed/ekg-2b-303-cll.html](https://www.lemo.com/int_en/solutions/originals/b-indoor-keyed/ekg-2b-303-cll.html)

LEMO products and services are provided "as is". LEMO makes no warranties or representations with regard to LEMO product & services or use of them, express, implied or statutory, including for accuracy, completeness, or security. The user is fully responsible for his products and applications using LEMO components.

Cable PartNumber	Material	Colour	Cable image
3280	PVC	Black	
60080	PVC	Grey	

[https://www.lemo.com/int\\_en/solutions/originals/b-indoor-keyed/ekg-2b-303-cll.html](https://www.lemo.com/int_en/solutions/originals/b-indoor-keyed/ekg-2b-303-cll.html)

LEMO products and services are provided "as is". LEMO makes no warranties or representations with regard to LEMO product & services or use of them, express, implied or statutory, including for accuracy, completeness, or security. The user is fully responsible for his products and applications using LEMO components.