



Image for illustrative purpose only

Summary

[Request a quote](#)

[Catalog](#)

Number of contacts Low Voltage	18
Wire Size/AWG	24 - 20
Gender	Reverse Gender
Socket / Receptacle	Socket / Receptacle - Fixed Panel Front Mounted
Locking system	Push-pull
Jacket cable outside diameter [mm]	2.00 - 16.60 mm
Size	3T
Suggested matching part	FGL.3T.318.CYMK11
Series	T - Small Outdoor keyed

https://www.lemo.com/int_en/solutions/originals/t-outdoor-keyed/egl-3t-318-cyc.html

LEMO products and services are provided "as is". LEMO makes no warranties or representations with regard to LEMO product & services or use of them, express, implied or statutory, including for accuracy, completeness, or security. The user is fully responsible for his products and applications using LEMO components.

Technical details

Electrical Configuration

Number of contacts Low Voltage	18
Contact Termination Low voltage	Crimp
R (max)	4.8 mOhm
Insert configuration value	T.318 - 18 Low Voltage
Insulator	Y: PEEK for crimp contacts
Rated current	7 A
Vtest (contact-contact)	2.6 kV (DC)
Vtest (contact-shell)	2.3 kV (DC)
Contact retention	30 N
Max. Conductor	0.5 mm ² (AWG 20)
Min. Conductor	0.25 mm ² (AWG 24)
Bucket Dia.	1.1 mm (0.043in)
Contact Dia.	0.9 mm (0.035in)
Wire Size/AWG	24 - 20
Gender	Reverse Gender

Form & Material

Shell style / Model id	EG - Fixed receptacle, nut fixing
Socket / Receptacle	Fixed Panel Front Mounted
Housing material	Brass (chrome plated [SAE AMS 2460]) shell and collet nut, nickel plated [SAE AMS QQ N 290] brass latch sleeve and mid pieces
Locking system	Push-pull
Keying	L: 2 keys (gamma=70, plug: female contacts, receptacle: male contacts)
Colour	Grey

https://www.lemo.com/int_en/solutions/originals/t-outdoor-keyed/egl-3t-318-cyc.html

LEMO products and services are provided "as is". LEMO makes no warranties or representations with regard to LEMO product & services or use of them, express, implied or statutory, including for accuracy, completeness, or security. The user is fully responsible for his products and applications using LEMO components.

Environment

Environmental sealing (IP rating)	IP68
Endurance	>3000 mating cycles
Temperature range	-55°C / +200°C (max. temperature valid for short periods of use.)
Climatical Category	50/175/21
Humidity (max)	<=95% [at 60 deg C /140 F]
Resistance to vibration	15 g [10 Hz - 2000 Hz]
Shock Resistance	100 g [6 ms]
Salt Spray Corrosion	>1000 hr

Cable fixation

Jacket cable outside diameter [mm]	2.00 - 16.60 mm
------------------------------------	-----------------

Drawings



Dimensions

	A	B	e	E	L	M	N	S1	S2
mm.	23.5	25.1	M18x1.0	9.6	30.1	2.5	25	16.5	22
in.	0.93	0.99		0.38	1.19	0.1	0.98	0.65	0.87

Recommended By Lemo

Accessories

Replacement contact	FGG.3B.560.ZZC
Compatible cap	BRE.3T.200.CAZ






https://www.lemo.com/int_en/solutions/originals/t-outdoor-keyed/egl-3t-318-cyc.html

LEMO products and services are provided "as is". LEMO makes no warranties or representations with regard to LEMO product & services or use of them, express, implied or statutory, including for accuracy, completeness, or security. The user is fully responsible for his products and applications using LEMO components.

Tools

Positionner	DCE.91.093.BVC
Extraction tool	DCC.09.05B.LAG
Crimp tool	DPC.91.701.V

Cables

Cable PartNumber	Material	Colour	Cable image
CMN.18.T30.048QGZE	TPR (medical)	Grey	
218220	PVC	Black	
218240	PVC	Black	
218260	PVC	Black	
236080	PVC	Grey	
318250	PVC	Grey	

https://www.lemo.com/int_en/solutions/originals/t-outdoor-keyed/egl-3t-318-cyc.html

LEMO products and services are provided "as is". LEMO makes no warranties or representations with regard to LEMO product & services or use of them, express, implied or statutory, including for accuracy, completeness, or security. The user is fully responsible for his products and applications using LEMO components.