



Image for illustrative purpose only

Summary

[Request a quote](#)

[Catalog](#)

Nb of contacts Thermocouple	6
Wire Size/AWG	30 - 22
Gender	Standard
Socket / Receptacle	Socket / Receptacle - Fixed Panel Front Mounted
Locking system	Push-pull
Size	1T
Suggested matching part	FGG.1T.306.CYKC60
Series	T - Small Outdoor keyed

https://www.lemo.com/int_en/solutions/originals/t-outdoor-keyed/egg-1t-306-cyk.html

LEMO products and services are provided "as is". LEMO makes no warranties or representations with regard to LEMO product & services or use of them, express, implied or statutory, including for accuracy, completeness, or security. The user is fully responsible for his products and applications using LEMO components.

Technical details

Electrical Configuration

Nb of contacts Thermocouple	6
Contact Termination Thermocouple	Crimp
Insert configuration value	1T.306 - 3 Thermocouple Pairs
Insulator	Y: PEEK for crimp contacts
Rated current	7 A
ThC. Materials (P+/N-)	Chromel / Alumel
Contact Dia.	0.7
Wire Size/AWG	30 - 22
Gender	Standard

Form & Material

Shell style / Model id	EG - Fixed receptacle, nut fixing
Socket / Receptacle	Fixed Panel Front Mounted
Housing material	Brass (chrome plated [SAE AMS 2460]) shell and collet nut, nickel plated [SAE AMS QQ N 290] brass latch sleeve and mid pieces
Locking system	Push-pull
Keying	G: 1 key (alpha=0, plug: male contacts, receptacle: female contacts)
Colour	Grey

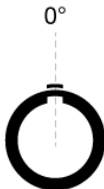
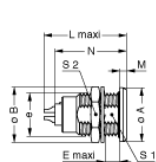
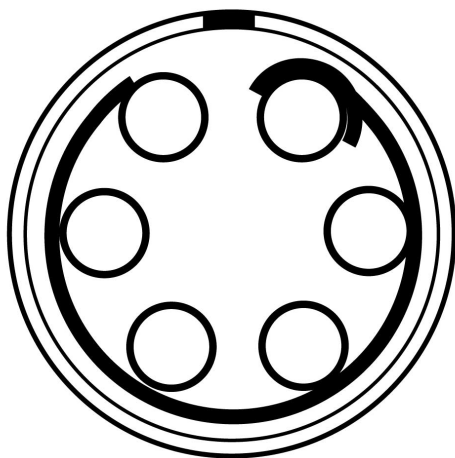
Environment

Technical domain	Energy and Industrial, Test and Measurement
Environmental sealing (IP rating)	IP68
Endurance	>3000 mating cycles
Temperature range	-55°C / +200°C (max. temperature valid for short periods of use.)
Climatical Category	50/175/21
Humidity (max)	<=95% [at 60 deg C /140 F]
Resistance to vibration	15 g [10 Hz - 2000 Hz]
Shock Resistance	100 g [6 ms]
Salt Spray Corrosion	>1000 hr

https://www.lemo.com/int_en/solutions/originals/t-outdoor-keyed/egg-1t-306-cyk.html

LEMO products and services are provided "as is". LEMO makes no warranties or representations with regard to LEMO product & services or use of them, express, implied or statutory, including for accuracy, completeness, or security. The user is fully responsible for his products and applications using LEMO components.

Drawings



Contact 1, 3, 5: Chromel (+)
Contact 2, 4, 6: Alumel (-)

Dimensions

	A	B	e	E	L	M	N	S1	S2
mm.	15.5	16	M12x1.0	6	23	1.8	21.5	10.5	14
in.	0.61	0.63		0.24	0.91	0.07	0.85	0.41	0.55

Recommended By Lemo

Accessories

Compatible cap	BRE.1T.200.CAZ
----------------	--------------------------------

Tools

Spanner	DCA.91.201.4TN
---------	--------------------------------