



Image for illustrative purpose only

## Summary

[Request a quote](#)

[Catalog](#)

|                                    |   |
|------------------------------------|---|
| Number of contacts Low Voltage     | 14  |
| Wire Size/AWG                      | 34 - 28   |
| Gender                             | Standard  |
| Socket / Receptacle                | Socket / Receptacle - Fixed Panel Front Mounted |
| Locking system                     | Push-pull                                       |
| Jacket cable outside diameter [mm] | 1.00 - 14.60 mm                                 |
| Size                               | 1K  |
| Suggested matching part            | <a href="#">FGG.1K.314.CLAC50</a>               |
| Series                             | K - Outdoor keyed                               |

[https://www.lemo.com/int\\_en/solutions/originals/k-outdoor-keyed/egg-1k-314-cll.html](https://www.lemo.com/int_en/solutions/originals/k-outdoor-keyed/egg-1k-314-cll.html)

LEMO products and services are provided "as is". LEMO makes no warranties or representations with regard to LEMO product & services or use of them, express, implied or statutory, including for accuracy, completeness, or security. The user is fully responsible for his products and applications using LEMO components.

# Technical details

## Electrical Configuration

|                                 |                               |
|---------------------------------|-------------------------------|
| Number of contacts Low Voltage  | 14                            |
| Contact Termination Low voltage | Solder                        |
| R (max)                         | 8.7 mOhm                      |
| Insert configuration value      | 1K.314 - 14 Low Voltage       |
| Insulator                       | L: PEEK (UL 94 / V-0/1.5)     |
| Rated current                   | 2 A                           |
| Vtest (contact-contact)         | 1.1 kV (DC)                   |
| Vtest (contact-shell)           | 1.7 kV (DC)                   |
| Max. Solid Conductor            | 0.09 mm <sup>2</sup> (AWG 28) |
| Max. Stranded Conductor         | 0.09 mm <sup>2</sup> (AWG 28) |
| Bucket Dia.                     | 0.45 mm (0.018in)             |
| Contact Dia.                    | 0.5 mm (0.02in)               |
| Wire Size/AWG                   | 34 - 28                       |
| Gender                          | Standard                      |

## Form & Material

|                        |  |
|------------------------|--|
| Shell style / Model id | EG - Fixed receptacle, nut fixing  |
| Socket / Receptacle    | Fixed Panel Front Mounted  |
| Housing material       | Brass (chrome plated [SAE AMS 2460]) shell, collet nut and latch sleeve, nickel plated [SAE AMS QQ N 290] brass mid pieces |
| Locking system         | Push-pull  |
| Keying                 | G: 1 key (alpha=0, plug: male contacts, receptacle: female contacts)   |
| Colour                 | Grey   |
| Weight                 | 21.27 g  |

[https://www.lemo.com/int\\_en/solutions/originals/k-outdoor-keyed/egg-1k-314-cll.html](https://www.lemo.com/int_en/solutions/originals/k-outdoor-keyed/egg-1k-314-cll.html)

LEMO products and services are provided "as is". LEMO makes no warranties or representations with regard to LEMO product & services or use of them, express, implied or statutory, including for accuracy, completeness, or security. The user is fully responsible for his products and applications using LEMO components.

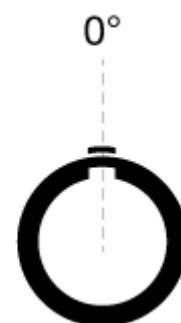
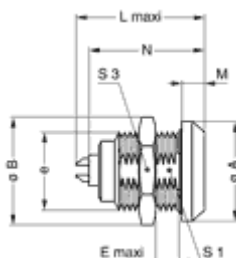
## Environment

|                                   |   |
|-----------------------------------|---|
| Technical domain                  | Audio Video, Energy and Industrial, Medical, Test and Measurement |
| Environmental sealing (IP rating) | IP68  |
| Endurance                         | 5000 mating cycles  |
| Temperature range                 | -55°C / +200°C (max. temperature valid for short periods of use.) |
| Climatical Category               | 50/175/21   |
| Humidity (max)                    | <=95% [at 60 deg C /140 F]  |
| Shielding (min)                   | 95 dB (10 MHz)  |
| Shielding (min)                   | 80 dB (1 GHz)   |
| Shock Resistance                  | 100 g [ 6 ms]   |
| Vibration                         | 15 g [10 Hz - 2000 Hz]  |
| Salt Spray Corrosion              | >1000 hr  |

## Cable fixation

|                                    |                 |
|------------------------------------|-----------------|
| Jacket cable outside diameter [mm] | 1.00 - 14.60 mm |
|------------------------------------|-----------------|

## Drawings



## Dimensions

|     | <b>e</b> | <b>E</b> | <b>L</b> | <b>M</b> | <b>N</b> | <b>S1</b> | <b>S3</b> | <b>A</b> | <b>B</b> |
|-----|----------|----------|----------|----------|----------|-----------|-----------|----------|----------|
| mm. | M16x1.0  | 9        | 27       | 4.5      | 25.1     | 14.5      | 19        | 20       | 21.5     |
| in. |          | 0.35     | 1.06     | 0.18     | 0.99     | 0.57      | 0.75      | 0.79     | 0.85     |




[https://www.lemo.com/int\\_en/solutions/originals/k-outdoor-keyed/egg-1k-314-cll.html](https://www.lemo.com/int_en/solutions/originals/k-outdoor-keyed/egg-1k-314-cll.html)

LEMO products and services are provided "as is". LEMO makes no warranties or representations with regard to LEMO product & services or use of them, express, implied or statutory, including for accuracy, completeness, or security. The user is fully responsible for his products and applications using LEMO components.

# Recommended By Lemo

| Accessories    |                                |
|----------------|--------------------------------|
| Compatible cap | <a href="#">BRE.1K.200.NAS</a> |

## Cables

| Cable PartNumber   | Material      | Colour | Cable image   |
|--------------------|---------------|--------|---|
| CMN.14.T28.056PGZE |               | grey   |  |
| CMN.14.T28.056PNZE |               |        |  |
| CMN.14.T28.056QGZE | TPR (medical) | Grey   |  |