



Image for illustrative purpose only

Summary

[Request a quote](#)

[Catalog](#)

| | |
|------------------------------------|---|
| Number of contacts Low Voltage | 20 |
| Wire Size/AWG | 24 - 16 |
| Gender | Standard |
| Socket / Receptacle | Socket / Receptacle - Fixed Panel Front Mounted |
| Locking system | Push-pull |
| Jacket cable outside diameter [mm] | 4.00 - 33.60 mm |
| Size | 5B |
| Series | B - Indoor keyed |

https://www.lemo.com/int_en/solutions/originals/b-indoor-keyed/egc-5b-320-cll.html

LEMO products and services are provided "as is". LEMO makes no warranties or representations with regard to LEMO product & services or use of them, express, implied or statutory, including for accuracy, completeness, or security. The user is fully responsible for his products and applications using LEMO components.

Technical details

Electrical Configuration

| | |
|---------------------------------|----------------------------|
| Number of contacts Low Voltage | 20 |
| Contact Termination Low voltage | Solder |
| R (max) | 3.5 mOhm |
| Insert configuration value | 5B.320 - 20 Low Voltage |
| Insulator | L: PEEK (UL 94 / V-0/1.5) |
| Rated current | 10 A |
| Vtest (contact-contact) | 2.7 kV (DC) |
| Vtest (contact-shell) | 2.4 kV (DC) |
| Max. Solid Conductor | 1 mm ² (AWG 16) |
| Max. Stranded Conductor | 1 mm ² (AWG 18) |
| Bucket Dia. | 1.4 mm (0.055in) |
| Contact Dia. | 1.6 mm (0.063in) |
| Wire Size/AWG | 24 - 16 |
| Gender | Standard |

Form & Material

| | |
|------------------------|---|
| Shell style / Model id | EG - Fixed receptacle, nut fixing |
| Socket / Receptacle | Fixed Panel Front Mounted |
| Housing material | Brass (chrome plated [SAE AMS 2460]) shell and collet nut, nickel plated [SAE AMS QQ N 290] brass latch sleeve and mid pieces |
| Locking system | Push-pull |
| Keying | C: 2 keys (alpha=60, plug: male contacts, receptacle: female contacts) |
| Colour | Grey |
| Weight | 137 g |

https://www.lemo.com/int_en/solutions/originals/b-indoor-keyed/egc-5b-320-cll.html

LEMO products and services are provided "as is". LEMO makes no warranties or representations with regard to LEMO product & services or use of them, express, implied or statutory, including for accuracy, completeness, or security. The user is fully responsible for his products and applications using LEMO components.

Environment

| | |
|-----------------------------------|--|
| Technical domain | Audio Video, Energy and Industrial, Medical, Semiconductor, Specialties and Other, Test and Measurement, Transportation, Aerospace and UAV |
| Environmental sealing (IP rating) | IP50 |
| Endurance | 5000 mating cycles |
| Temperature range | -55°C / +250°C (max. temperature valid for short periods of use.) |
| Climatical Category | 50/175/21 |
| Humidity (max) | <=95% [at 60 deg C /140 F] |
| Shielding (min) | 75 dB (10 MHz) |
| Shielding (min) | 40 dB (1 GHz) |
| Shock Resistance | 100 g [6 ms] |
| Vibration | 15 g [10 Hz - 2000 Hz] |
| Salt Spray Corrosion | >1000 hr |

Cable fixation

| | |
|------------------------------------|-----------------|
| Jacket cable outside diameter [mm] | 4.00 - 33.60 mm |
|------------------------------------|-----------------|

Drawings



Dimensions

| | e | E | L | M | N | S1 | B | A |
|-----|----------|----------|----------|----------|----------|-----------|----------|----------|
| mm. | M35x1.0 | 11 | 43.5 | 3 | 39.6 | 33.5 | 40 | 40 |
| in. | | 0.43 | 1.71 | 0.12 | 1.56 | 1.32 | 1.57 | 1.57 |




https://www.lemo.com/int_en/solutions/originals/b-indoor-keyed/egc-5b-320-cll.html

LEMO products and services are provided "as is". LEMO makes no warranties or representations with regard to LEMO product & services or use of them, express, implied or statutory, including for accuracy, completeness, or security. The user is fully responsible for his products and applications using LEMO components.

Recommended By Lemo

| Accessories | |
|----------------|--------------------------------|
| Compatible cap | BRE.5S.200.NAS |

Cables

| Cable PartNumber | Material | Colour | Cable image |
|------------------|----------|--------|---|
| 420250 | PVC | Grey |  |
| 420500 | PVC | Grey |  |
| 520750 | PVC | Grey |  |