



*Image for illustrative purpose only*

## Summary

[Request a quote](#)

[Catalog](#)

Number of contacts Low Voltage	30
Wire Size/AWG	26 - 22
Gender	Standard
Socket / Receptacle	Socket / Receptacle - Fixed Panel Front Mounted
Locking system	Push-pull
Jacket cable outside diameter [mm]	2.00 - 16.60 mm
Size	3B
Suggested matching part	<a href="#">FGC.3B.330.CYCD72Z</a>
Series	B - Indoor keyed

[https://www.lemo.com/int\\_en/solutions/originals/b-indoor-keyed/egc-3b-330-cym.html](https://www.lemo.com/int_en/solutions/originals/b-indoor-keyed/egc-3b-330-cym.html)

LEMO products and services are provided "as is". LEMO makes no warranties or representations with regard to LEMO product & services or use of them, express, implied or statutory, including for accuracy, completeness, or security. The user is fully responsible for his products and applications using LEMO components.

# Technical details

## Electrical Configuration

Number of contacts Low Voltage	30
Contact Termination Low voltage	Crimp
R (max)	6.1 mOhm
Insert configuration value	3B.330 - 30 Low Voltage
Insulator	Y: PEEK for crimp contacts
Rated current	3.5 A
Vtest (contact-contact)	2 kV (DC)
Vtest (contact-shell)	1.7 kV (DC)
Contact retention	22 N
Max. Conductor	0.34 mm <sup>2</sup> (AWG 22)
Min. Conductor	0.14 mm <sup>2</sup> (AWG 26)
Bucket Dia.	0.8 mm (0.031in)
Contact Dia.	0.7 mm (0.028in)
Wire Size/AWG	26 - 22
Gender	Standard

## Form & Material

Shell style / Model id	EG - Fixed receptacle, nut fixing
Socket / Receptacle	Fixed Panel Front Mounted
Housing material	Brass (chrome plated [SAE AMS 2460]) shell and collet nut, nickel plated [SAE AMS QQ N 290] brass latch sleeve and mid pieces
Locking system	Push-pull
Keying	C: 2 keys (alpha=60, plug: male contacts, receptacle: female contacts)
Colour	Grey
Weight	30.86 g

[https://www.lemo.com/int\\_en/solutions/originals/b-indoor-keyed/egc-3b-330-cym.html](https://www.lemo.com/int_en/solutions/originals/b-indoor-keyed/egc-3b-330-cym.html)

LEMO products and services are provided "as is". LEMO makes no warranties or representations with regard to LEMO product & services or use of them, express, implied or statutory, including for accuracy, completeness, or security. The user is fully responsible for his products and applications using LEMO components.

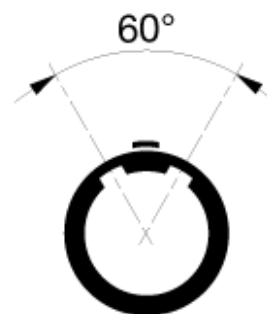
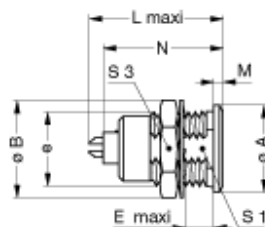
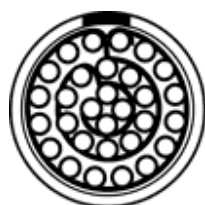
## Environment

Technical domain	Audio Video, Energy and Industrial, Medical, Semiconductor, Specialties and Other, Test and Measurement, Transportation, Aerospace and UAV
Environmental sealing (IP rating)	IP50
Endurance	5000 mating cycles
Temperature range	-55°C / +250°C (max. temperature valid for short periods of use.)
Climatical Category	50/175/21
Humidity (max)	<=95% [at 60 deg C /140 F]
Shielding (min)	75 dB (10 MHz)
Shielding (min)	40 dB (1 GHz)
Shock Resistance	100 g [ 6 ms]
Vibration	15 g [10 Hz - 2000 Hz]
Salt Spray Corrosion	>1000 hr

## Cable fixation

Jacket cable outside diameter [mm]	2.00 - 16.60 mm
------------------------------------	-----------------

## Drawings



## Dimensions

	A	B	e	E	L	M	N	S3	S1
mm.	22	25	M18x1.0	11.5	30.7	2	28.1	22	16.5
in.	0.87	0.98		0.45	1.21	0.08	1.11	0.87	0.65

[https://www.lemo.com/int\\_en/solutions/originals/b-indoor-keyed/egc-3b-330-cym.html](https://www.lemo.com/int_en/solutions/originals/b-indoor-keyed/egc-3b-330-cym.html)

LEMO products and services are provided "as is". LEMO makes no warranties or representations with regard to LEMO product & services or use of them, express, implied or statutory, including for accuracy, completeness, or security. The user is fully responsible for his products and applications using LEMO components.

# Recommended By Lemo








## Accessories

Replacement contact	<a href="#">EGG.3B.655.ZZM</a>
Compatible cap	<a href="#">BRE.3S.200.NAS</a>

## Tools

Positionner	<a href="#">DCE.91.073.BVM</a>
Extraction tool	<a href="#">DCC.07.04B.LAG</a>
Crimp tool	<a href="#">DPC.91.701.V</a>

# Cables

Cable PartNumber	Material	Colour	Cable image
CMN.30.T22.087PGCE	PVC	GREY	
CMN.30.T22.087PGZE		grey	
CMN.30.T22.087PNCE	PVC	Black	
CMN.30.T22.087PNZE			
330240	PVC	Black	
330260	PVC	Black	
430250	PVC	Grey	

[https://www.lemo.com/int\\_en/solutions/originals/b-indoor-keyed/egc-3b-330-cym.html](https://www.lemo.com/int_en/solutions/originals/b-indoor-keyed/egc-3b-330-cym.html)

LEMO products and services are provided "as is". LEMO makes no warranties or representations with regard to LEMO product & services or use of them, express, implied or statutory, including for accuracy, completeness, or security. The user is fully responsible for his products and applications using LEMO components.