



*Image for illustrative purpose only*

## Summary

[Request a quote](#)

[Catalog](#)

Number of contacts Low Voltage	10
Wire Size/AWG	24 - 20
Gender	Standard
Socket / Receptacle	Socket / Receptacle - Fixed Panel Front Mounted
Locking system	Push-pull
Jacket cable outside diameter [mm]	2.00 - 13.60 mm
Size	2B
Suggested matching part	<a href="#">FGB.2B.310.CYCD82</a>
Series	B - Indoor keyed

[https://www.lemo.com/int\\_en/solutions/originals/b-indoor-keyed/egb-2b-310-cym.html](https://www.lemo.com/int_en/solutions/originals/b-indoor-keyed/egb-2b-310-cym.html)

LEMO products and services are provided "as is". LEMO makes no warranties or representations with regard to LEMO product & services or use of them, express, implied or statutory, including for accuracy, completeness, or security. The user is fully responsible for his products and applications using LEMO components.

# Technical details

## Electrical Configuration

Number of contacts Low Voltage	10
Contact Termination Low voltage	Crimp
R (max)	4.8 mOhm
Insert configuration value	2B.310 - 10 Low Voltage
Insulator	Y: PEEK for crimp contacts
Rated current	8 A
Vtest (contact-contact)	2.6 kV (DC)
Vtest (contact-shell)	3 kV (DC)
Contact retention	30 N
Max. Conductor	0.5 mm <sup>2</sup> (AWG 20)
Min. Conductor	0.25 mm <sup>2</sup> (AWG 24)
Bucket Dia.	1.1 mm (0.043in)
Contact Dia.	0.9 mm (0.035in)
Wire Size/AWG	24 - 20
Gender	Standard

## Form & Material

Shell style / Model id	EG - Fixed receptacle, nut fixing
Socket / Receptacle	Fixed Panel Front Mounted
Housing material	Brass (chrome plated [SAE AMS 2460]) shell and collet nut, nickel plated [SAE AMS QQ N 290] brass latch sleeve and mid pieces
Locking system	Push-pull
Keying	B: 2 keys (alpha=45, plug: male contacts, receptacle: female contacts)
Colour	Grey
Weight	15.8 g

[https://www.lemo.com/int\\_en/solutions/originals/b-indoor-keyed/egb-2b-310-cym.html](https://www.lemo.com/int_en/solutions/originals/b-indoor-keyed/egb-2b-310-cym.html)

LEMO products and services are provided "as is". LEMO makes no warranties or representations with regard to LEMO product & services or use of them, express, implied or statutory, including for accuracy, completeness, or security. The user is fully responsible for his products and applications using LEMO components.

## Environment

Technical domain	Audio Video, Energy and Industrial, Medical, Semiconductor, Specialties and Other, Test and Measurement, Transportation, Aerospace and UAV
Environmental sealing (IP rating)	IP50
Endurance	5000 mating cycles
Temperature range	-55°C / +250°C (max. temperature valid for short periods of use.)
Climatical Category	50/175/21
Humidity (max)	<=95% [at 60 deg C /140 F]
Shielding (min)	75 dB (10 MHz)
Shielding (min)	40 dB (1 GHz)
Shock Resistance	100 g [ 6 ms]
Vibration	15 g [10 Hz - 2000 Hz]
Salt Spray Corrosion	>1000 hr

## Cable fixation

Jacket cable outside diameter [mm]	2.00 - 13.60 mm
------------------------------------	-----------------

## Drawings



## Dimensions

	A	B	e	E	L	M	N	S3	S1
mm.	18	19.5	M15x1.0	8.5	26.7	1.8	24.6	17	13.5
in.	0.71	0.77		0.33	1.05	0.07	0.97	0.67	0.53

[https://www.lemo.com/int\\_en/solutions/originals/b-indoor-keyed/egb-2b-310-cym.html](https://www.lemo.com/int_en/solutions/originals/b-indoor-keyed/egb-2b-310-cym.html)

LEMO products and services are provided "as is". LEMO makes no warranties or representations with regard to LEMO product & services or use of them, express, implied or statutory, including for accuracy, completeness, or security. The user is fully responsible for his products and applications using LEMO components.

# Recommended By Lemo















## Accessories

Replacement contact	<a href="#">EGG.2B.660.ZZM</a>
Compatible cap	<a href="#">BRE.2S.200.NAS</a>

## Tools

Positionner	<a href="#">DCE.91.092.BVM</a>
Extraction tool	<a href="#">DCC.09.05B.LAG</a>
Crimp tool	<a href="#">DPC.91.701.V</a>

# Cables

Cable PartNumber	Material	Colour	Cable image
CMN.10.T20.080PGZE		grey	
CMN.10.T20.080PNZE			
CMN.10.T20.080QGC	TPR	Grey	
CMN.10.T22.068QGZE	TPR (medical)	Grey	
CMN.10.T28.052PGZE		grey	
CMN.10.T28.052PNZE			
CMN.10.T28.053QGZE	TPR (medical)	Grey	
110220	PVC	Black	
110240	PTFE	White	
110260	PTFE	White	
110280	PVC	Black	
210140	PVC	Grey	
210240	PVC	Black	
210250	PVC	Grey	
210260	PVC	Black	

[https://www.lemo.com/int\\_en/solutions/originals/b-indoor-keyed/egb-2b-310-cym.html](https://www.lemo.com/int_en/solutions/originals/b-indoor-keyed/egb-2b-310-cym.html)

LEMO products and services are provided "as is". LEMO makes no warranties or representations with regard to LEMO product & services or use of them, express, implied or statutory, including for accuracy, completeness, or security. The user is fully responsible for his products and applications using LEMO components.