



*Image for illustrative purpose only*

## Summary

[Request a quote](#)

[Catalog](#)

|                                    |   |
|------------------------------------|---|
| Number of contacts Low Voltage     | 10  |
| Wire Size/AWG                      | 28 - 20   |
| Gender                             | Standard  |
| Socket / Receptacle                | Socket / Receptacle - Fixed Panel Front Mounted |
| Locking system                     | Push-pull                                       |
| Jacket cable outside diameter [mm] | 2.00 - 16.60 mm                                 |
| Size                               | 3B  |
| Suggested matching part            | <a href="#">FGA.3B.310.CLAD10</a>               |
| Series                             | B - Indoor keyed                                |

[https://www.lemo.com/int\\_en/solutions/originals/b-indoor-keyed/ega-3b-310-cll.html](https://www.lemo.com/int_en/solutions/originals/b-indoor-keyed/ega-3b-310-cll.html)

LEMO products and services are provided "as is". LEMO makes no warranties or representations with regard to LEMO product & services or use of them, express, implied or statutory, including for accuracy, completeness, or security. The user is fully responsible for his products and applications using LEMO components.

# Technical details

## Electrical Configuration

|                                 |                              |
|---------------------------------|------------------------------|
| Number of contacts Low Voltage  | 10                           |
| Contact Termination Low voltage | Solder                       |
| R (max)                         | 3.6 mOhm                     |
| Insert configuration value      | 3B.310 - 10 Low Voltage      |
| Insulator                       | L: PEEK (UL 94 / V-0/1.5)    |
| Rated current                   | 12 A                         |
| Vtest (contact-contact)         | 1.8 kV (DC)                  |
| Vtest (contact-shell)           | 1.3 kV (DC)                  |
| Max. Solid Conductor            | 0.5 mm <sup>2</sup> (AWG 20) |
| Max. Stranded Conductor         | 0.5 mm <sup>2</sup> (AWG 20) |
| Bucket Dia.                     | 1 mm (0.039in)               |
| Contact Dia.                    | 1.3 mm (0.051in)             |
| Wire Size/AWG                   | 28 - 20                      |
| Gender                          | Standard                     |

## Form & Material

|                        |   |
|------------------------|---|
| Shell style / Model id | EG - Fixed receptacle, nut fixing   |
| Socket / Receptacle    | Fixed Panel Front Mounted   |
| Housing material       | Brass (chrome plated [SAE AMS 2460]) shell and collet nut, nickel plated [SAE AMS QQ N 290] brass latch sleeve and mid pieces |
| Locking system         | Push-pull   |
| Keying                 | A: 2 keys (alpha=30, plug: male contacts, receptacle: female contacts)  |
| Colour                 | Grey  |
| Weight                 | 27.56 g   |

[https://www.lemo.com/int\\_en/solutions/originals/b-indoor-keyed/ega-3b-310-cll.html](https://www.lemo.com/int_en/solutions/originals/b-indoor-keyed/ega-3b-310-cll.html)

LEMO products and services are provided "as is". LEMO makes no warranties or representations with regard to LEMO product & services or use of them, express, implied or statutory, including for accuracy, completeness, or security. The user is fully responsible for his products and applications using LEMO components.

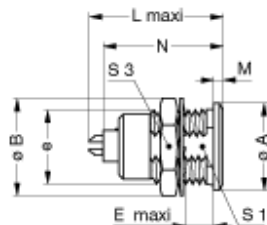
## Environment

|                                   |  |
|-----------------------------------|--|
| Technical domain                  | Audio Video, Energy and Industrial, Medical, Semiconductor, Specialties and Other, Test and Measurement, Transportation, Aerospace and UAV |
| Environmental sealing (IP rating) | IP50   |
| Endurance                         | 5000 mating cycles   |
| Temperature range                 | -55°C / +250°C (max. temperature valid for short periods of use.)  |
| Climatical Category               | 50/175/21  |
| Humidity (max)                    | <=95% [at 60 deg C /140 F]   |
| Shielding (min)                   | 75 dB (10 MHz)   |
| Shielding (min)                   | 40 dB (1 GHz)  |
| Shock Resistance                  | 100 g [ 6 ms]  |
| Vibration                         | 15 g [10 Hz - 2000 Hz]   |
| Salt Spray Corrosion              | >1000 hr   |

## Cable fixation

|                                    |                 |
|------------------------------------|-----------------|
| Jacket cable outside diameter [mm] | 2.00 - 16.60 mm |
|------------------------------------|-----------------|

## Drawings



## Dimensions

|     | A    | B    | e       | E    | L    | M    | N    | S3   | S1   |
|-----|------|------|---------|------|------|------|------|------|------|
| mm. | 22   | 25   | M18x1.0 | 11.5 | 30.7 | 2    | 28.1 | 22   | 16.5 |
| in. | 0.87 | 0.98 |         | 0.45 | 1.21 | 0.08 | 1.11 | 0.87 | 0.65 |

[https://www.lemo.com/int\\_en/solutions/originals/b-indoor-keyed/ega-3b-310-cll.html](https://www.lemo.com/int_en/solutions/originals/b-indoor-keyed/ega-3b-310-cll.html)

LEMO products and services are provided "as is". LEMO makes no warranties or representations with regard to LEMO product & services or use of them, express, implied or statutory, including for accuracy, completeness, or security. The user is fully responsible for his products and applications using LEMO components.

# Recommended By Lemo

## Accessories

Compatible cap















[BRE.3S.200.NAS](#)

## Tools

Spanner

[DCA.91.282.2TN](#)

# Cables

| Cable PartNumber   | Material      | Colour | Cable image   |
|--------------------|---------------|--------|---|
| CMN.10.T20.080PGZE |               | grey   |    |
| CMN.10.T20.080PNZE |               |        |    |
| CMN.10.T20.080QGC  | TPR           | Grey   |   |
| CMN.10.T22.068QGZE | TPR (medical) | Grey   |    |
| CMN.10.T28.052PGZE |               | grey   |    |
| CMN.10.T28.052PNZE |               |        |  |
| CMN.10.T28.053QGZE | TPR (medical) | Grey   |  |
| 110220             | PVC           | Black  |  |
| 110240             | PTFE          | White  |  |
| 110260             | PTFE          | White  |  |
| 110280             | PVC           | Black  |  |
| 210140             | PVC           | Grey   |  |
| 210240             | PVC           | Black  |  |
| 210250             | PVC           | Grey   |  |
| 210260             | PVC           | Black  |  |

[https://www.lemo.com/int\\_en/solutions/originals/b-indoor-keyed/ega-3b-310-cll.html](https://www.lemo.com/int_en/solutions/originals/b-indoor-keyed/ega-3b-310-cll.html)

LEMO products and services are provided "as is". LEMO makes no warranties or representations with regard to LEMO product & services or use of them, express, implied or statutory, including for accuracy, completeness, or security. The user is fully responsible for his products and applications using LEMO components.