



Image for illustrative purpose only

## Summary

[Request a quote](#)

[Catalog](#)

|                                    |  |
|------------------------------------|--|
| Number of contacts Low Voltage     | 10   |
| Wire Size/AWG                      | 30 - 22  |
| Gender                             | Standard                                       |
| Socket / Receptacle                | Socket / Receptacle - Fixed Panel Rear Mounted |
| Locking system                     | Push-pull                                      |
| Jacket cable outside diameter [mm] | 2.00 - 13.60 mm                                |
| Size                               | 2B   |
| Suggested matching part            | <a href="#">FGG.2B.310.CLAD62Z</a>             |
| Series                             | B - Indoor keyed                               |

[https://www.lemo.com/int\\_en/solutions/originals/b-indoor-keyed/eeg-2b-310-cll.html](https://www.lemo.com/int_en/solutions/originals/b-indoor-keyed/eeg-2b-310-cll.html)

LEMO products and services are provided "as is". LEMO makes no warranties or representations with regard to LEMO product & services or use of them, express, implied or statutory, including for accuracy, completeness, or security. The user is fully responsible for his products and applications using LEMO components.

# Technical details

## Electrical Configuration

|                                 |                               |
|---------------------------------|-------------------------------|
| Number of contacts Low Voltage  | 10                            |
| Contact Termination Low voltage | Solder                        |
| R (max)                         | 4.8 mOhm                      |
| Insert configuration value      | 2B.310 - 10 Low Voltage       |
| Insulator                       | L: PEEK (UL 94 / V-0/1.5)     |
| Rated current                   | 8 A                           |
| Vtest (contact-contact)         | 2 kV (DC)                     |
| Vtest (contact-shell)           | 1.9 kV (DC)                   |
| Max. Solid Conductor            | 0.34 mm <sup>2</sup> (AWG 22) |
| Max. Stranded Conductor         | 0.34 mm <sup>2</sup> (AWG 22) |
| Bucket Dia.                     | 0.8 mm (0.031in)              |
| Contact Dia.                    | 0.9 mm (0.035in)              |
| Wire Size/AWG                   | 30 - 22                       |
| Gender                          | Standard                      |

## Form & Material

|                        |   |
|------------------------|---|
| Shell style / Model id | EE - Fixed receptacle, nut fixing (back panel mounting)   |
| Socket / Receptacle    | Fixed Panel Rear Mounted  |
| Housing material       | Brass (chrome plated [SAE AMS 2460]) shell and collet nut, nickel plated [SAE AMS QQ N 290] brass latch sleeve and mid pieces |
| Locking system         | Push-pull   |
| Keying                 | G: 1 key (alpha=0, plug: male contacts, receptacle: female contacts)  |
| Colour                 | Grey  |
| Weight                 | 16.57 g   |

[https://www.lemo.com/int\\_en/solutions/originals/b-indoor-keyed/eeg-2b-310-cll.html](https://www.lemo.com/int_en/solutions/originals/b-indoor-keyed/eeg-2b-310-cll.html)

LEMO products and services are provided "as is". LEMO makes no warranties or representations with regard to LEMO product & services or use of them, express, implied or statutory, including for accuracy, completeness, or security. The user is fully responsible for his products and applications using LEMO components.

## Environment

|                                   |  |
|-----------------------------------|--|
| Technical domain                  | Audio Video, Energy and Industrial, Medical, Semiconductor, Specialties and Other, Test and Measurement, Transportation, Aerospace and UAV |
| Environmental sealing (IP rating) | IP50   |
| Endurance                         | 5000 mating cycles   |
| Temperature range                 | -55°C / +250°C (max. temperature valid for short periods of use.)  |
| Climatical Category               | 50/175/21  |
| Humidity (max)                    | <=95% [at 60 deg C /140 F]   |
| Shielding (min)                   | 75 dB (10 MHz)   |
| Shielding (min)                   | 40 dB (1 GHz)  |
| Shock Resistance                  | 100 g [ 6 ms]  |
| Vibration                         | 15 g [10 Hz - 2000 Hz]   |
| Salt Spray Corrosion              | >1000 hr   |

## Cable fixation

|                                    |                 |
|------------------------------------|-----------------|
| Jacket cable outside diameter [mm] | 2.00 - 13.60 mm |
|------------------------------------|-----------------|

## Drawings



## Dimensions

|     | B    | e       | E    | L    | M    | N    | P    | S1   | S2   | A    |
|-----|------|---------|------|------|------|------|------|------|------|------|
| mm. | 20   | M15x1.0 | 4.3  | 26.7 | 3.5  | 24.6 | 9    | 13.5 | 15   | 20   |
| in. | 0.79 |         | 0.17 | 1.05 | 0.14 | 0.97 | 0.35 | 0.53 | 0.59 | 0.79 |

[https://www.lemo.com/int\\_en/solutions/originals/b-indoor-keyed/eeg-2b-310-cll.html](https://www.lemo.com/int_en/solutions/originals/b-indoor-keyed/eeg-2b-310-cll.html)

LEMO products and services are provided "as is". LEMO makes no warranties or representations with regard to LEMO product & services or use of them, express, implied or statutory, including for accuracy, completeness, or security. The user is fully responsible for his products and applications using LEMO components.













# Recommended By Lemo

## Accessories

Compatible cap

[BRE.2S.200.NAS](#)

## Cables

| Cable PartNumber   | Material      | Colour | Cable image   |
|--------------------|---------------|--------|---|
| CMN.10.T22.068QGZE | TPR (medical) | Grey   |    |
| CMN.10.T28.052PGZE |               | grey   |    |
| CMN.10.T28.052PNZE |               |        |    |
| CMN.10.T28.053QGZE | TPR (medical) | Grey   |    |
| 110220             | PVC           | Black  |    |
| 110240             | PTFE          | White  |  |
| 110260             | PTFE          | White  |  |
| 110280             | PVC           | Black  |  |
| 210140             | PVC           | Grey   |  |
| 210240             | PVC           | Black  |  |
| 210250             | PVC           | Grey   |  |
| 210260             | PVC           | Black  |  |

[https://www.lemo.com/int\\_en/solutions/originals/b-indoor-keyed/eeg-2b-310-cll.html](https://www.lemo.com/int_en/solutions/originals/b-indoor-keyed/eeg-2b-310-cll.html)

LEMO products and services are provided "as is". LEMO makes no warranties or representations with regard to LEMO product & services or use of them, express, implied or statutory, including for accuracy, completeness, or security. The user is fully responsible for his products and applications using LEMO components.