



Image for illustrative purpose only

## Summary

[Request a quote](#)

[Catalog](#)

Number of contacts Low Voltage	8
Wire Size/AWG	24 - 20
Gender	Standard
Socket / Receptacle	Socket / Receptacle - Fixed Panel Rear Mounted
Locking system	Push-pull
Jacket cable outside diameter [mm]	2.00 - 16.60 mm
Size	3B
Suggested matching part	<a href="#">FGB.3B.308.CYBD72Z</a>
Series	B - Indoor keyed

[https://www.lemo.com/int\\_en/solutions/originals/b-indoor-keyed/eeb-3b-308-cyp.html](https://www.lemo.com/int_en/solutions/originals/b-indoor-keyed/eeb-3b-308-cyp.html)

LEMO products and services are provided "as is". LEMO makes no warranties or representations with regard to LEMO product & services or use of them, express, implied or statutory, including for accuracy, completeness, or security. The user is fully responsible for his products and applications using LEMO components.

# Technical details

## Electrical Configuration

Number of contacts Low Voltage	8
Contact Termination Low voltage	Crimp
R (max)	3.6 mOhm
Insert configuration value	3B.308 - 8 Low Voltage
Insulator	Y: PEEK for crimp contacts
Rated current	13 A
Vtest (contact-contact)	2.6 kV (DC)
Vtest (contact-shell)	2.5 kV (DC)
Contact retention	40 N
Max. Conductor	0.5 mm <sup>2</sup> (AWG 20)
Min. Conductor	0.25 mm <sup>2</sup> (AWG 24)
Bucket Dia.	1.1 mm (0.043in)
Contact Dia.	1.3 mm (0.051in)
Wire Size/AWG	24 - 20
Gender	Standard

## Form & Material

Shell style / Model id	EE - Fixed receptacle, nut fixing (back panel mounting)
Socket / Receptacle	Fixed Panel Rear Mounted
Housing material	Brass (chrome plated [SAE AMS 2460]) shell and collet nut, nickel plated [SAE AMS QQ N 290] brass latch sleeve and mid pieces
Locking system	Push-pull
Keying	B: 2 keys (alpha=45, plug: male contacts, receptacle: female contacts)
Colour	Grey
Weight	30.41 g

[https://www.lemo.com/int\\_en/solutions/originals/b-indoor-keyed/eeb-3b-308-cyp.html](https://www.lemo.com/int_en/solutions/originals/b-indoor-keyed/eeb-3b-308-cyp.html)

LEMO products and services are provided "as is". LEMO makes no warranties or representations with regard to LEMO product & services or use of them, express, implied or statutory, including for accuracy, completeness, or security. The user is fully responsible for his products and applications using LEMO components.

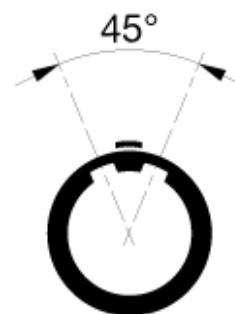
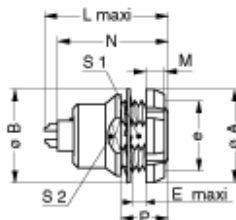
## Environment

Technical domain	Audio Video, Energy and Industrial, Medical, Semiconductor, Specialties and Other, Test and Measurement, Transportation, Aerospace and UAV
Environmental sealing (IP rating)	IP50
Endurance	5000 mating cycles
Temperature range	-55°C / +250°C (max. temperature valid for short periods of use.)
Climatical Category	50/175/21
Humidity (max)	<=95% [at 60 deg C /140 F]
Shielding (min)	75 dB (10 MHz)
Shielding (min)	40 dB (1 GHz)
Shock Resistance	100 g [ 6 ms]
Vibration	15 g [10 Hz - 2000 Hz]
Salt Spray Corrosion	>1000 hr

## Cable fixation

Jacket cable outside diameter [mm]	2.00 - 16.60 mm
------------------------------------	-----------------

## Drawings



## Dimensions

	S1	S2	E	P	L	M	N	e	A	B
mm.	16.5	20	6.1	12	30.7	4.5	28.1	M18x1.0	24	25
in.	0.65	0.79	0.24	0.47	1.21	0.18	1.11		0.94	0.98



















[https://www.lemo.com/int\\_en/solutions/originals/b-indoor-keyed/eeb-3b-308-cyp.html](https://www.lemo.com/int_en/solutions/originals/b-indoor-keyed/eeb-3b-308-cyp.html)

LEMO products and services are provided "as is". LEMO makes no warranties or representations with regard to LEMO product & services or use of them, express, implied or statutory, including for accuracy, completeness, or security. The user is fully responsible for his products and applications using LEMO components.

# Recommended By Lemo

Accessories	
Replacement contact	<a href="#">EGG.3B.666.ZZM</a>
Compatible cap	<a href="#">BRE.3S.200.NAS</a>
Tools	
Positionner	<a href="#">DCE.91.133.BVM</a>
Extraction tool	<a href="#">DCC.13.15B.LAG</a>
Crimp tool	<a href="#">DPC.91.701.V</a>
Spanner wrench	<a href="#">Socket for torque wrench DCM.65.200.AZ</a>

# Cables

Cable PartNumber	Material	Colour	Cable image
CMN.08.T20.067PGCE	PVC	Grey	
CMN.08.T20.067PGZE		grey	
CMN.08.T20.067PNZE			
CMN.08.T22.059QGC	TPR	Grey	
CMN.08.T22.059QGZE	TPR (medical)	Grey	
CMN.08.T26.042QGZE	TPR (medical)	Grey	
108220	PVC	Black	
108240	PTFE	White	
108260	PTFE	White	
16080	PVC	Grey	
180240	PVC	Black	
180260	PVC	Black	
280250	PVC	Grey	
335990	PVC	Black	
335991	PVC	Black	
380500	PVC	Grey	
380750	PVC	Grey	
42265	PVC	Yellow	
80140	PVC	Grey	
8050	PVC	Black	
8280	PVC	Black	

[https://www.lemo.com/int\\_en/solutions/originals/b-indoor-keyed/eeb-3b-308-cyp.html](https://www.lemo.com/int_en/solutions/originals/b-indoor-keyed/eeb-3b-308-cyp.html)

LEMO products and services are provided "as is". LEMO makes no warranties or representations with regard to LEMO product & services or use of them, express, implied or statutory, including for accuracy, completeness, or security. The user is fully responsible for his products and applications using LEMO components.