



Image for illustrative purpose only

Summary

[Request a quote](#)

[Catalog](#)

Number of contacts Low Voltage	3
Wire Size/AWG	24 - 16
Gender	Standard
Socket / Receptacle	Socket / Receptacle - Fixed Panel Rear Mounted
Locking system	Push-pull
Jacket cable outside diameter [mm]	2.00 - 13.60 mm
Size	2B
Suggested matching part	FGA.2B.303.CLAD42
Series	B - Indoor keyed

https://www.lemo.com/int_en/solutions/originals/b-indoor-keyed/eea-2b-303-cll.html

LEMO products and services are provided "as is". LEMO makes no warranties or representations with regard to LEMO product & services or use of them, express, implied or statutory, including for accuracy, completeness, or security. The user is fully responsible for his products and applications using LEMO components.

Technical details

Electrical Configuration

Number of contacts Low Voltage	3
Contact Termination Low voltage	Solder
R (max)	3.5 mOhm
Insert configuration value	2B.303 - 3 Low Voltage
Insulator	L: PEEK (UL 94 / V-0/1.5)
Rated current	17 A
Vtest (contact-contact)	3.5 kV (DC)
Vtest (contact-shell)	2.6 kV (DC)
Max. Solid Conductor	1 mm ² (AWG 16)
Max. Stranded Conductor	1 mm ² (AWG 18)
Bucket Dia.	1.4 mm (0.055in)
Contact Dia.	1.6 mm (0.063in)
Wire Size/AWG	24 - 16
Gender	Standard

Form & Material

Shell style / Model id	EE - Fixed receptacle, nut fixing (back panel mounting)
Socket / Receptacle	Fixed Panel Rear Mounted
Housing material	Brass (chrome plated [SAE AMS 2460]) shell and collet nut, nickel plated [SAE AMS QQ N 290] brass latch sleeve and mid pieces
Locking system	Push-pull
Keying	A: 2 keys (alpha=30, plug: male contacts, receptacle: female contacts)
Colour	Grey
Weight	16.62 g

https://www.lemo.com/int_en/solutions/originals/b-indoor-keyed/eea-2b-303-cll.html

LEMO products and services are provided "as is". LEMO makes no warranties or representations with regard to LEMO product & services or use of them, express, implied or statutory, including for accuracy, completeness, or security. The user is fully responsible for his products and applications using LEMO components.

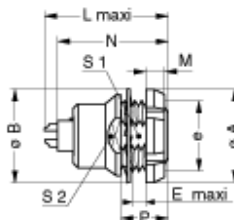
Environment

Technical domain	Audio Video, Energy and Industrial, Medical, Semiconductor, Specialties and Other, Test and Measurement, Transportation, Aerospace and UAV
Environmental sealing (IP rating)	IP50
Endurance	5000 mating cycles
Temperature range	-55°C / +250°C (max. temperature valid for short periods of use.)
Climatical Category	50/175/21
Humidity (max)	<=95% [at 60 deg C /140 F]
Shielding (min)	75 dB (10 MHz)
Shielding (min)	40 dB (1 GHz)
Shock Resistance	100 g [6 ms]
Vibration	15 g [10 Hz - 2000 Hz]
Salt Spray Corrosion	>1000 hr

Cable fixation

Jacket cable outside diameter [mm]	2.00 - 13.60 mm
------------------------------------	-----------------

Drawings



Dimensions

	B	e	E	L	M	N	P	S1	S2	A
mm.	20	M15x1.0	4.3	26.7	3.5	24.6	9	13.5	15	20
in.	0.79		0.17	1.05	0.14	0.97	0.35	0.53	0.59	0.79

https://www.lemo.com/int_en/solutions/originals/b-indoor-keyed/eea-2b-303-cll.html



LEMO products and services are provided "as is". LEMO makes no warranties or representations with regard to LEMO product & services or use of them, express, implied or statutory, including for accuracy, completeness, or security. The user is fully responsible for his products and applications using LEMO components.

Recommended By Lemo

Accessories

Compatible cap	BRE.2S.200.NAS
----------------	--------------------------------

Cables

Cable PartNumber	Material	Colour	Cable image
CMN.03.T18.055PGZE		grey	
CMN.03.T18.055PNZE			
CMN.03.T18.055QGZE	TPR (medical)	Grey	
CMN.03.T20.049PGZE		grey	
CMN.03.T20.049PNZE			
CMN.03.T28.031PGCE	PVC	GREY	
CMN.03.T28.031PGZE		grey	
CMN.03.T28.031PNCE	PVC	Black	
CMN.03.T28.031PNZE			
130240	PVC	Black	
130250	PVC	Grey	
230500	PVC	Grey	
230750	PVC	Grey	
30110	PVC	Grey	
30141	PVC	Grey	
30260	PVC	Black	
3041	PVC	Grey	
3050	PVC	Black	
3081	PVC	Black	
3220	PVC	Black	
3280	PVC	Black	
60080	PVC	Grey	

https://www.lemo.com/int_en/solutions/originals/b-indoor-keyed/eea-2b-303-cll.html

LEMO products and services are provided "as is". LEMO makes no warranties or representations with regard to LEMO product & services or use of them, express, implied or statutory, including for accuracy, completeness, or security. The user is fully responsible for his products and applications using LEMO components.