



Image for illustrative purpose only

Summary

[Request a quote](#)

[Catalog](#)

Number of contacts Low Voltage	30
Wire Size/AWG	28 - 20
Socket / Receptacle	Socket / Receptacle - Fixed Panel Front Mounted
Locking system	Push-pull
Size	5N
Suggested matching part	FMG.5N.330.TLAY18
Series	N - Nuclear Stainless Steel

https://www.lemo.com/int_en/solutions/supreme/n-nuclear-stainless-steel/edg-5n-330-tll.html

LEMO products and services are provided "as is". LEMO makes no warranties or representations with regard to LEMO product & services or use of them, express, implied or statutory, including for accuracy, completeness, or security. The user is fully responsible for his products and applications using LEMO components.

Technical details

Electrical Configuration

Contact Termination Low voltage	Solder
R (max)	3.6 mOhm
Insert configuration value	5N.330 - 30 Low Voltage
Insulator	L: PEEK (UL 94 / V-0/1.5)
Rated current	8 A
Contact Type	Solder
Max. Solid Conductor	0.5 mm ² (AWG 20)
Max. Stranded Conductor	0.5 mm ² (AWG 20)
Bucket Dia.	1 mm (0.039in)
Contact Dia.	1.3 mm (0.051in)
Number of contacts Low Voltage	30
Wire Size/AWG	28 - 20

Form & Material

Shell style / Model id	EDG - Fixed receptacle with square flange, 4 screw fixing, with long pre-positioning sleeve
Socket / Receptacle	Fixed Panel Front Mounted
Housing material	Stainless steel shell, collet nut and latch sleeve, nickel plated [SAE AMS QQ N 290] brass mid pieces
Locking system	Push-pull
Keying	Push-Pull latch for manipulator. Female contacts
Colour	Grey
Weight	703.79 g

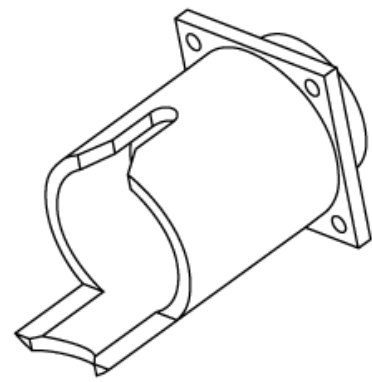
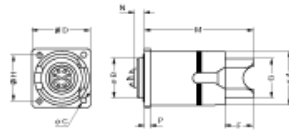
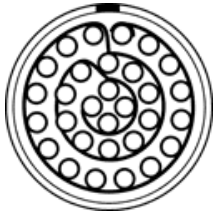
Environment

Technical domain	Energy and Industrial, Specialties and Other
Environmental sealing (IP rating)	IP66

Drawings

https://www.lemo.com/int_en/solutions/supreme/n-nuclear-stainless-steel/edg-5n-330-tll.html








LEMO products and services are provided "as is". LEMO makes no warranties or representations with regard to LEMO product & services or use of them, express, implied or statutory, including for accuracy, completeness, or security. The user is fully responsible for his products and applications using LEMO components.



Dimensions

	A	B	C	D	F	G	H	M	N	P
mm.	55	45	5.2	58	28.0	35	46	94.0	13.2	5
in.	2.17	1.77	0.2	2.28	1.1	1.38	1.81	3.7	0.52	0.2

Cables

Cable PartNumber	Material	Colour	Cable image
CMN.30.T22.087PGCE	PVC	GREY	
CMN.30.T22.087PGZE		grey	
CMN.30.T22.087PNCE	PVC	Black	
CMN.30.T22.087PNZE			
330240	PVC	Black	
330260	PVC	Black	
430250	PVC	Grey	

https://www.lemo.com/int_en/solutions/supreme/n-nuclear-stainless-steel/edg-5n-330-tll.html

LEMO products and services are provided "as is". LEMO makes no warranties or representations with regard to LEMO product & services or use of them, express, implied or statutory, including for accuracy, completeness, or security. The user is fully responsible for his products and applications using LEMO components.