



*Image for illustrative purpose only*

## Summary

[Request a quote](#)

[Catalog](#)

Number of contacts Low Voltage	4
Wire Size/AWG	16 - 12
Gender	Standard
Socket / Receptacle	Socket / Receptacle - Fixed Panel Rear Mounted
Locking system	Push-pull
Jacket cable outside diameter [mm]	2.00 - 16.60 mm
Size	3B
Suggested matching part	<a href="#">FGG.3B.304.CYCD10</a>
Series	B - Indoor keyed

[https://www.lemo.com/int\\_en/solutions/originals/b-indoor-keyed/ecg-3b-304-cym.html](https://www.lemo.com/int_en/solutions/originals/b-indoor-keyed/ecg-3b-304-cym.html)

LEMO products and services are provided "as is". LEMO makes no warranties or representations with regard to LEMO product & services or use of them, express, implied or statutory, including for accuracy, completeness, or security. The user is fully responsible for his products and applications using LEMO components.

# Technical details

## Electrical Configuration

Number of contacts Low Voltage	4
Contact Termination Low voltage	Crimp
R (max)	3.3 mOhm
Insert configuration value	3B.304 - 4 Low Voltage
Insulator	Y: PEEK for crimp contacts
Rated current	17 A
Vtest (contact-contact)	3.4 kV (DC)
Vtest (contact-shell)	2.5 kV (DC)
Contact retention	65 N
Max. Conductor	2.5 mm <sup>2</sup> (AWG 12)
Min. Conductor	1.5 mm <sup>2</sup> (AWG 16)
Bucket Dia.	2.4 mm (0.094in)
Contact Dia.	2 mm (0.079in)
Wire Size/AWG	16 - 12
Gender	Standard

## Form & Material

Shell style / Model id	EC - Fixed receptacle with two nuts (back panel mounting)
Socket / Receptacle	Fixed Panel Rear Mounted
Housing material	Brass (chrome plated [SAE AMS 2460]) shell and collet nut, nickel plated [SAE AMS QQ N 290] brass latch sleeve and mid pieces
Locking system	Push-pull
Keying	G: 1 key (alpha=0, plug: male contacts, receptacle: female contacts)
Colour	Grey
Weight	31.07 g

[https://www.lemo.com/int\\_en/solutions/originals/b-indoor-keyed/ecg-3b-304-cym.html](https://www.lemo.com/int_en/solutions/originals/b-indoor-keyed/ecg-3b-304-cym.html)

LEMO products and services are provided "as is". LEMO makes no warranties or representations with regard to LEMO product & services or use of them, express, implied or statutory, including for accuracy, completeness, or security. The user is fully responsible for his products and applications using LEMO components.

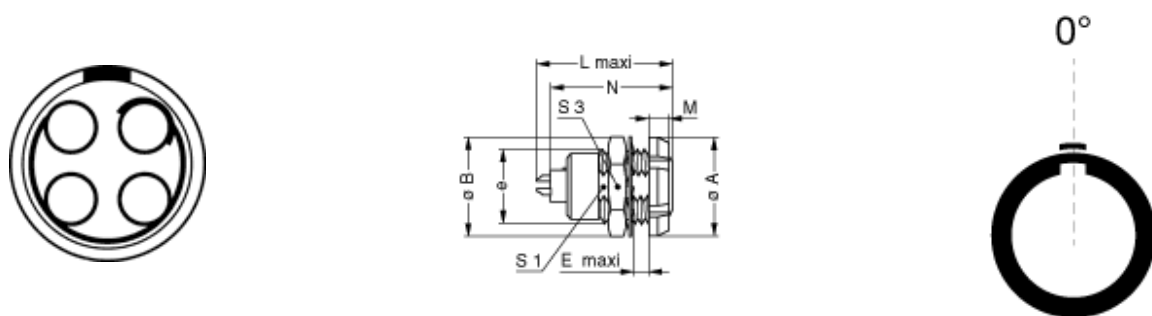
## Environment

Technical domain	Audio Video, Energy and Industrial, Medical, Semiconductor, Specialties and Other, Test and Measurement, Transportation, Aerospace and UAV
Environmental sealing (IP rating)	IP50
Endurance	5000 mating cycles
Temperature range	-55°C / +250°C (max. temperature valid for short periods of use.)
Climatical Category	50/175/21
Humidity (max)	<=95% [at 60 deg C /140 F]
Shielding (min)	75 dB (10 MHz)
Shielding (min)	40 dB (1 GHz)
Shock Resistance	100 g [ 6 ms]
Vibration	15 g [10 Hz - 2000 Hz]
Salt Spray Corrosion	>1000 hr

## Cable fixation

Jacket cable outside diameter [mm]	2.00 - 16.60 mm
------------------------------------	-----------------

## Drawings



## Dimensions

	B	A	E	L	M	N	S1	S3	e
mm.	25	24	9	30.7	4.5	28.1	16.5	22	M18x1.0
in.	0.98	0.94	0.35	1.21	0.18	1.11	0.65	0.87	



























[https://www.lemo.com/int\\_en/solutions/originals/b-indoor-keyed/ecg-3b-304-cym.html](https://www.lemo.com/int_en/solutions/originals/b-indoor-keyed/ecg-3b-304-cym.html)

LEMO products and services are provided "as is". LEMO makes no warranties or representations with regard to LEMO product & services or use of them, express, implied or statutory, including for accuracy, completeness, or security. The user is fully responsible for his products and applications using LEMO components.

# Recommended By Lemo

Accessories	
Replacement contact	<a href="#">EGG.3B.675.ZZM</a>
Compatible cap	<a href="#">BRE.3S.200.NAS</a>
Tools	
Positionner	<a href="#">DCE.91.203.BVCM</a>
Extraction tool	<a href="#">DCC.20.25B.LAG</a>
Crimp tool	<a href="#">DPC.91.101.A</a>
Spanner wrench	<a href="#">Socket for torque wrench DCM.65.200.AZ</a>

# Cables

Cable PartNumber	Material	Colour	Cable image
CMN.04.T14.083PGZE		grey	
CMN.04.T14.083PNZE			
CMN.04.T20.053PGZE		grey	
CMN.04.T20.053PNZE			
CMN.04.T20.053QGZE	TPR (medical)	Grey	
CMN.04.T22.047QGC	TPR	Grey	
CMN.04.T22.048QGZE	TPR (medical)	Grey	
CMN.04.T28.031PGCE	PVC	GREY	
CMN.04.T28.031PGZE		grey	
CMN.04.T28.031PNCE	PVC	Black	
CMN.04.T28.031PNZE			
CMN.04.T28.031QGC	TPR	Grey	
140240	PVC	Black	
140250	PVC	Grey	
240500	PVC	Grey	
240750	PVC	Grey	
340 150	PVC	Grey	
40080	PVC	Black	
40086	PVC	Blue	
40140	PVC	Black	
40240	PTFE	White	
40260	PVC	Black	
4041	PVC	Grey	
4050	PVC	Black	
4080	PVC	Grey	
417920	PVC	Grey	
4220	PVC	Black	
4221	PVC	Black	
4260	PTFE	White	
4280	PVC	Black	
80080	PVC	Grey	
80082	PVC	Red	
80084	PVC	Black	
CTR.75.030.121870G	PVC	Grey	

[https://www.lemo.com/int\\_en/solutions/originals/b-indoor-keyed/ecg-3b-304-cym.html](https://www.lemo.com/int_en/solutions/originals/b-indoor-keyed/ecg-3b-304-cym.html)

LEMO products and services are provided "as is". LEMO makes no warranties or representations with regard to LEMO product & services or use of them, express, implied or statutory, including for accuracy, completeness, or security. The user is fully responsible for his products and applications using LEMO components.