



## Summary

[Request a quote](#)

[Catalog](#)

Coax	1
Socket / Receptacle	Socket / Receptacle - Fixed Panel Front Mounted
Locking system	Push-pull
Series	00 - NIM-CAMAC

## Technical details

### Electrical Configuration

Coax	1
Contact Termination Coax	Solder
R (max)	6.1 mOhm
Insert configuration value	0.25 - 1 Coax (50 Ohm)
Insulator	T: PTFE
Rated current	4 Amps
Impedance	50 Ohm
VSWR	1.09 + 0.11 * f/GHz
Vtest	2100 V (AC), 3000 V (DC)
Contact Type	Coaxial 50 Ohm (Solder)
Test voltage	2.1 kV (rms)
Bucket Dia.	0.6 mm (0.024in)
Contact Dia.	0.7 mm (0.028in)

[https://www.lemo.com/int\\_en/solutions/specialties/00-nim-camac/erm-00-250-ntl.html](https://www.lemo.com/int_en/solutions/specialties/00-nim-camac/erm-00-250-ntl.html)

LEMO products and services are provided "as is". LEMO makes no warranties or representations with regard to LEMO product & services or use of them, express, implied or statutory, including for accuracy, completeness, or security. The user is fully responsible for his products and applications using LEMO components.

## Form & Material

Shell style / Model id	ERM - Fixed receptacle, nut fixing, with microswitch
Socket / Receptacle	Fixed Panel Front Mounted
Housing material	Brass (nickel plated [SAE AMS QQ N 290]) shell, collet nut, latch sleeve and mid pieces
Locking system	Push-pull
Keying	Circular, female
Weight	3.02 g

## Environment

Environmental protection (IP rating)	IP50
Minimal temperature	-55°C / +260°C
F ret (min)	100 N
Salt Spray Corrosion	>144 hr

## Drawings



## Dimensions

	A	L
mm.	8	20
in.	0.31	0.79

## Recommended By Lemo











### Accessories

### Tools

[https://www.lemo.com/int\\_en/solutions/specialties/00-nim-camac/erm-00-250-ntl.html](https://www.lemo.com/int_en/solutions/specialties/00-nim-camac/erm-00-250-ntl.html)

LEMO products and services are provided "as is". LEMO makes no warranties or representations with regard to LEMO product & services or use of them, express, implied or statutory, including for accuracy, completeness, or security. The user is fully responsible for his products and applications using LEMO components.

# Cables

Cable PartNumber	Material	Colour	Cable image
159580	PVC	Black	
17420	PVC	Black	
17450	COPOLYMER	Black	
178190	PTFE	Brown	
18000	PTFE	Brown	
18700	PTFE	White	
18800	PTFE	White	
196270	PTFE	White	
31600	PTFE	Brown	
62000	PVC	Black	
CCX.50.030.083.180B		white	
CCX.50.RG0.58AU14B	FEP	white	
CCX.50.RG1.74-U25N	PVC	Black	
CCX.50.RG1.74AU28N	PVC	Black	
CCX.50.RG1.74AU28N	PVC	Black	
CCX.50.RG1.74U25N	PVC	Black	
CCX.50.RG1.78BU18M	FEP	Brown	
CCX.50.RG1.78BU18M	PTFE	Brown	
CCX.50.RG1.88AU24B	TFE	white	
CCX.50.RG1.88AU26B	PFA	White	
CCX.50.RG1.88AU26B	PTFE	White	
CCX.50.RG1.96AU19B	PTFE	White	
CCX.50.RG1.96AU20B	PFA	White	
CCX.50.RG3.16BU26M	FEP	Brown	
CCX.50.RG3.16U28M	PTFE	Brown	
CCX.75.040.195327G	PVC	Grey	
CCX.75.RG0.59BU62N	PVC	Black	
CCX.75.RG1.79BU26M	FEP	Brown	
CCX.75.RG1.87AU26B	PFA	White	
CCX.75.RG1.87AU27B	PTFE	White	
CCX.93.RG0.62AU62N	PVC	Black	
CCX.95.RG1.80BU36M	PTFE	Brown	
CCX.95.RG1.95AU37B	PFA	White	

[https://www.lemo.com/int\\_en/solutions/specialties/00-nim-camac/erm-00-250-ntl.html](https://www.lemo.com/int_en/solutions/specialties/00-nim-camac/erm-00-250-ntl.html)

LEMO products and services are provided "as is". LEMO makes no warranties or representations with regard to LEMO product & services or use of them, express, implied or statutory, including for accuracy, completeness, or security. The user is fully responsible for his products and applications using LEMO components.